



6/28/2020

Mr. Tristin Rojeck  
Vehicle Programs and Compliance Division  
Environmental Protection Agency  
2000 Traverwood,  
Ann Arbor, MI 48105

Subject: Request for issuance of a new COC to include a running change – Addition of Performance AWD (21" Wheels) Variant to the Model Y AWD Platform

Tesla, Inc. requests that the EPA issue a Certificate of Conformity for the subject test group.

Attached to this request is the Part 1 Application. Tesla believes that the test group complies with all applicable regulations contained within Title 40 of the CFR, California Amendments to Subparts B, C, and S, Part 86 and Part 88, Title 40 of the CFR and Title 13 of the California Code of Regulations

Vehicle Category:	Light Duty Vehicle (< 8000 lbs. GVW)
Durability Group:	LTSLV00.0L2Y
Test Group:	LTSLV00.0L2Y
Summary Sheet No:	NA
Durability Group Description:	NA
Durability Vehicle:	NA
OBD Group:	NA
Test Group Description:	Tesla differentiates test groups based on: 1) battery type, 2) number of drive motors, and 3) vehicle line.  L - Lithium Ion Battery 2 - AWD Motor Y - Model Y Line of vehicles
Applicable Standards:	FEDERAL Tier 3 BIN 0 & CALIFORNIA ZEV
Carlines Covered by this certificate:	Model Y - Performance AWD, Performance AWD (21" Wheels), Long Range AWD

Your early review and issuance of the certificate will be greatly appreciated. If you have any questions, please contact me at our office at (510) 249-3755

Sincerely,

Suraj Nagaraj  
Director - Vehicle Homologation

## Contents

<b>1</b>	<b>Communications</b>
1.01	Mailing information
01.01.01	Certification information
01.01.02	Responsible official
<b>3</b>	<b>Facilities, Equipment and Test Procedures</b>
3.01	Procedure to determine mass emissions of the fuel fired heater
3.02	Battery pre-conditioning procedures
3.03	Vehicle Configuration and sub-configurations
3.04	Test Procedures
<b>4</b>	<b>Statement of Compliance</b>
<b>5</b>	<b>Reserved</b>
<b>6</b>	<b>Maintenance</b>
6.01	Test vehicle scheduled maintenance
6.02	recommended customer maintenance schedule
6.03	Lubricants and heater fuels
<b>7</b>	<b>Labels</b>
7.01	Label locations
7.02	Sample emission control information label
7.03	California Environmental Performance Index label: 2015 and later model years
7.04	Projected sales information
<b>8</b>	<b>General Technical Description</b>
8.01	Description of propulsion system
8.02	Description of motor(s)
8.03	Description of batteries
08.03.01	Battery charging capacity
08.03.02	Self-discharge information
08.03.03	Description of thermal management system
08.03.04	Definition of end-of-life
08.03.05	Description of battery disposal plan
8.04	Description of controller / inverter
8.05	Description of transmission
8.06	Description of climate control system
08.06.01	Electric heat pump
08.06.02	Fuel-fired heater
08.06.03	Climate control system logic
08.06.04	Tamper resistance of climate control system that includes a fuel-fired heater
8.07	Description of regenerative braking system
08.07.01	Control logic
08.07.02	Percentage of braking performed on road by each axle
8.08	Description of charger
08.08.01	Proper recharging procedures
08.08.02	Power requirements necessary to recharge vehicle
8.09	Accessories which draw energy from the batteries
8.10	Other unique features (solar panels)
8.11	Description of warning system(s) for maintenance / malfunction
08.11.01	Cut-off terminal voltages for prevention of battery damage
8.12	Description of dyno mode
8.13	Description of coastdown mode
8.14	Description of one-pedal driving mode
<b>9</b>	<b>Running Change vehicle description</b>
<b>10</b>	<b>Road load data</b>

<b>11</b>	<b>Starting and shifting schedules</b>
11.01	Starting
11.02	Shifting
<b>12</b>	<b>Reserved</b>
<b>13</b>	<b>Reserved</b>
<b>14</b>	<b>Reserved</b>
<b>15</b>	<b>Reserved</b>
<b>16</b>	<b>Reserved</b>
<b>17</b>	<b>California Requirements</b>
17.01	Statement of compliance
17.01.01	General statement
17.01.02	Driveability statement
17.02	Supplemental data and certification review sheets
	Engineering evaluation of zero evaporative emissions under any and
17.03	all operating conditions (for vehicles equipped with fuel- fired heater
	only)
17.04	Credits
17.04.01	Description of multi-manufacturer agreements
17.04.02	Credit calculation
17.05	Vehicle safety
17.05.01	All information on safe handling of vehicle
17.05.02	Information on safe handling of battery system
17.05.03	Description of emergency procedures
17.06	Description of fuel-fired heater / fuel tank evaporative system
<b>18</b>	<b>Fuel Economy Data Vehicle and De-Rating calculations</b>

## **1 COMMUNICATIONS**

### **1.01 Mailing information**

#### **01.01.01 Certification information**

Tesla, Inc  
3500 Deer Creek Road  
Palo Alto, CA 94304

#### **01.01.02 Responsible officials**

##### **01.01.03 - Primary Contact**

Mr. Suraj Nagaraj, Director- Vehicle Homologation  
Telephone 510 249 8749

##### **01.01.04 - Secondary Contact**

Al Prescott, Director - Regulatory Affairs  
Telephone 240-994-5639

## **3 FACILITIES, EQUIPMENT AND TEST PROCEDURES**

Internal range test reports are on file at Tesla

### **3.01 Procedure to determine mass emissions of the fuel-fired heater**

Not applicable; vehicle not equipped with a fuel fired heater.

### **3.02 Battery pre-conditioning procedures**

The lithium ion battery cells are cycled by the battery cell manufacturer before they are assembled into battery packs. There is no further pre-conditioning necessary.

### **3.03 Vehicle Configurations and sub configurations**

Refer to Appendix 03.03

### **3.04 TEST PROCEDURES**

SAE J1634 was followed for all Range testing and SAE J2263 (as issued 2008-12) was followed for Road load measurement.

## **SPECIAL TEST INSTRUCTIONS**

This vehicle shall only be tested on a 4 wheel dyno.

### **Vehicle Settings**


- Battery stabilized on the vehicle for 1000 miles.
- Vehicle charged to 100% SOC
- Dyno Mode ON – This setting prevents TC faults.
- Regen – Standard
- Climate OFF
- Headlights OFF
- Screen brightness set to default (50%)
- Radio OFF

### **Instrumentation**

- Battery voltage and Current measurement – Hioki 3390-10
- AC recharge – Hioki 3390-10

### **Lock car upon exit**

**Pic of Car on Dyno - Tesla Fremont Facility**



**Pic of Hioki connection - Rear Motor**



Hioki CT6844 500A Current Clamp mounted underneath rear motor

**Pic of Hioki connection - Front Motor**




Hioki CT6844 500A Current Clamp mounted underneath Front motor

**Pic of Hioki connection - High Voltage Ancillaries (Compressor)**




Hioki CT6841-05 20A Current Clamp mounted at front of battery pack

**Pic of Hioki connection - DC/ DC to HV BUS**




Hioki CT6843-05 20A Current Clamp mounted underneath rear seat cushion

**Pic of Front chain to tie on dyno**



**Pic of rear chain to tie on dyno**



**Pic of rear chain to tie on dyno**



**04.00 Statement of Compliance**

This vehicle conforms to US EPA Federal Tier 3 Bin 0 and State of California regulations applicable to 2020 Model Year new ZEV Light-duty Vehicles

**05.00 RESERVED**

**06.00 MAINTENANCE**

**6.01 Test vehicle scheduled maintenance**

Not applicable.

**6.02 Recommended customer maintenance schedule**

See Owner Hand Book.

**6.03 Lubricants and heater fuels**

**Heater fuel:** Not applicable

**Transmission Lubricant:**

Capacity	Factory Fill 2750 mL (Rear), 1755 mL (Front)
Make	SK
Trade name	ZIC ATF - 9
Type	Synthetic
Viscosity	7100 cP at -40°C
Viscosity	5.9 cSt at 100°C

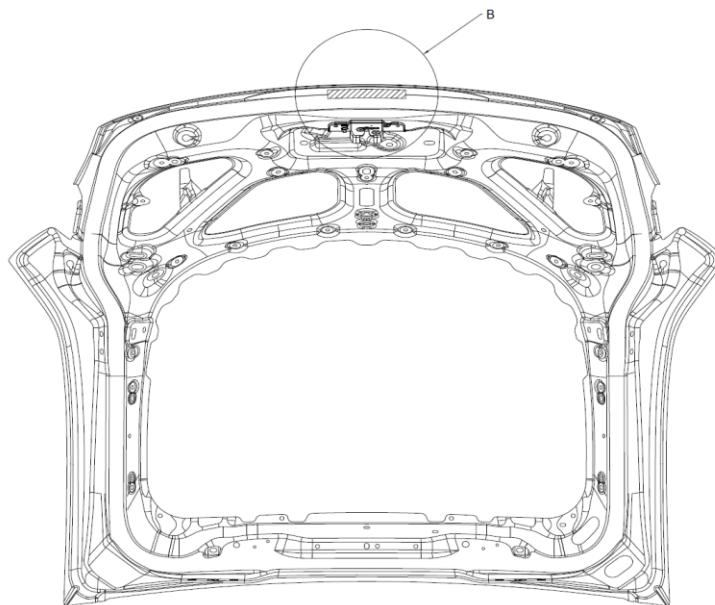
**Test Vehicle**

Same as factory fill

**07.00 LABELS**

**07.01 Label locations**

VECI Emission Label



See 07.02

Monroney Label



See 07.03

**07.02 Emission Control Information label: 2020 Model Year**

(Mandated in CFR Title 40, Part 86; §86.1807. Label format agreed with EPA)



**07.03 California Environmental Performance Index label: 2020 Model Year**

(Mandated in California Environmental Performance Label Specifications for 2009 and Subsequent Model Passenger Cars, Light-Duty Trucks and Medium-Duty Passenger Cars. Label format agreed with EPA/ CARB)

**Model Y AWD - FE Label**

**EPA DOT Fuel Economy and Environment** **Electric Vehicle**

These estimates reflect new EPA methods beginning with 2017 models.

**Fuel Economy** **MPGe** Midsize cars range from 14 to 136 MPGe. The best vehicle rates 136 MPGe. **You save**

combined city/hwy city highway kW-hr per 100 miles

**Driving Range** When fully charged, vehicle can travel about... **in fuel costs over 5 years compared to the average new vehicle.**

Charge Time: 10 hours (240V) miles

**Annual fuel cost** **Fuel Economy & Greenhouse Gas Rating** (tailpipe only) **Smog Rating** (tailpipe only)

1 10 10 Best Best

This vehicle emits 0 grams CO<sub>2</sub> per mile. The best emits 0 grams per mile (tailpipe only). Producing and distributing fuel also create emissions: learn more at fueleconomy.gov.

Actual results will vary for many reasons, including driving conditions and how you drive and maintain your vehicle. The average new vehicle gets 27 MPG and costs \$ 7,500 to fuel over 5 years. Cost estimates are based on 15,000 miles per year at 0.13 per kW-hr. MPGe is miles per gasoline gallon equivalent. Vehicle emissions are a significant cause of climate change and smog.

**fueleconomy.gov** Calculate personalized estimates and compare vehicles

Smartphone QR Code™ <http://fueleconomy.gov/qr?id=2019TSL036>

## **07.04 Projected sales information (Confidential)**

### **08:00 GENERAL TECHNICAL DESCRIPTION**

#### **08.01 DESCRIPTION OF PROPULSION SYSTEM**

The propulsion system consists of two drive units and a high voltage battery pack. Each drive unit contains an inverter, an electric traction motor, a fixed-ratio gearbox, and a differential.

#### **8.02 DESCRIPTION OF MOTOR(s)**

The front motor is a 3-Phase AC induction motor utilizing a squirrel cage 4 pole, variable frequency drive to control the motor. The rear motor is a 3-phase AC internal permanent magnet motor utilizing a six-pole, high-frequency design with inverter-controlled magnetic flux.

#### **8.03 DESCRIPTION OF BATTERIES**

The battery packs used in the Tesla Model Y is one of the most technically advanced lithium-ion battery packs in the world. Using customized automotive grade lithium-ion cells, the Tesla battery achieves unmatched energy density and enables the long range capability of the vehicle. The low-profile flat packaging enables an efficient and functional occupant area. The battery has replaceable active short circuit protection that is accessible with the battery in the vehicle via an access panel. A set of switches inside the pack disconnect high voltage from the positive and negative terminals on the battery pack when not in use. To disable the switches from closing during vehicle service, the 12V power feed can be disconnected at the low voltage wiring connector into the battery pack. The battery control system consists of the Battery Monitoring System (BMS) which controls the switches, measures pack current and voltages, electrical isolation of the battery from chassis ground and monitors cell voltages and module temperatures from the Battery Monitor Boards (BMBs) installed on each of the modules. The battery is rated at 400V and is capable of delivering in excess of 1000 Amperes. The battery mass is less than 500 kg.

##### **08.03.01 Battery charging capacity**

The fully charged battery contains a minimum amount of usable energy when new, based on the battery type/option fitted to the vehicle.

##### **08.03.02 Self-discharge information**

The self-discharge rate of the High Voltage battery is likely to be less than 0.5% per month.

##### **08.03.03 Description of thermal management system**

The Tesla battery pack contains an integrated cooling system to ensure that the individual cells are maintained at, or close to, their optimum operating temperature. Incorporated in the vehicle system is an inline heating element to raise and a chiller to lower the pack temperature, when required.

##### **08.03.04 Definition of end-of-life**

The battery pack end-of-life shall be determined by Tesla's local service centers with Proper inspection and test methods.

##### **08.03.05 Description of battery disposal plan**

Tesla's lithium ion battery packs do not contain heavy metals such as lead, Cadmium, or mercury. They are exempt from hazardous waste disposal standards in the USA under the Universal Waste Regulations. However, they do contain recyclable materials, and Tesla plans to recycle all battery packs removed from vehicles.

Tesla highly recommends that all battery packs be taken to local Tesla service facilities and recycled by Tesla or Tesla authorized agencies, so that the battery packs can be recycled in a safe and efficient manner.

If disposing independently, without return to Tesla, then the owner must assume responsibility for recycling in a safe and legal manner. If an owner does assume this responsibility, Tesla recommends consulting with the appropriate local, state or federal authorities to determine the appropriate methods for disposal and recycling. Keep in mind that disposal regulations may vary dependent on location.



For more information on the recycling of Tesla custom battery packs, please call Tesla Customer Service at 1-877-79TESLA (1-877-798-3752).

#### **08.04 DESCRIPTION OF CONTROLLER / INVERTER**

The drive inverter performs several critical functions in the Tesla Model Y including torque control, power and torque limit enforcement, and status monitoring. The drive inverter is an integral part of the drive unit.

#### **08.05 DESCRIPTION OF TRANSMISSION**

The transmission is a fixed ratio, mechanical, transversely mounted gearbox with integral final drive (transaxle configuration).

The shift lever is mounted to the steering column. The lever has five detents— that can select Reverse, Neutral, Drive, Cruise and Autopilot (if equipped). Selecting either forward or reverse position enables drive current to the motor to generate the appropriate torque. There is no physical reverse gear needed.

In addition, the lever has a park button which is used to operate the electrically-actuated park brake.

#### **Transmission Shift lever - Steering column**



#### **8.06 DESCRIPTION OF CLIMATE CONTROL SYSTEM**

##### **General Specifications:**

The Model Y climate control is a Single Zone system with Automatic Temperature control. The modes include Defrost, Panel and Floor (or any combination of these three). The system consists of two panel vents, two front row floor vents, defroster vent, second row floor vents, second row console vents with positive air shut off and turning vane manual control.

##### **08.06.01 Electric cabin heater**

The heater unit incorporating a variable speed electric fan is located in the front of the chassis tub with ducting directing the blown air to defrosting, face level and floor level vents in the passenger compartment.

The heater element is of the heat pump, drawing HV electrical energy from the battery pack High Voltage.

Tesla Model Y's heat pump reduces the energy required by the HVAC system in both heating and cooling scenarios. The energy required to heat the cabin varies by weather and occupant comfort needs, but on-average consumes approximately 10% of the total energy available for driving. However, even moderately cold weather (0°C), consumption can increase to 25% or more. A heat pump consumes a small amount of electrical energy to thermodynamically "upgrade" low-temperature (less useful) thermal energy to higher-temperature (more useful) thermal energy, making it suitable for occupant comfort. That is, for a given electrical power input, a heat pump will return 1 to 5x in useful heating power; an electrical cabin heater provides 1:1 in heating power, and therefore is far less efficient.

Typically, this is accomplished using conventional refrigeration system components, e.g., compressors, valves, heat exchangers and so on, configured or connected together in a specific way. Tesla's heat pump uses conventional components with unconventional flexibility or cycle configuration. A heat pump must generally have a low-temperature source from which to draw energy. Tesla's system enables the heat pump source to be either the power-train coolant loop, e.g., low-temperature waste heat produced naturally by the vehicle while driving, ambient air, the battery thermal mass, the cabin thermal mass, or combinations thereof. Another advantage of this architecture is the ability to reject heat into the battery pack via a liquid-cooled condenser for a limited amount of time during cabin cooling scenarios when the temperature of the battery is modest. Therefore, for most startups with AC on, the relatively cool, well-coupled, large thermal mass serves to lower discharge pressure and therefore reduces compressor input power relative to a conventional air-cooled condenser setup.

Modern automotive heat pump systems using an HFC/HFO refrigerant suffer from low heating capacity in extremely cold ambient conditions, e.g., minus 10°C and below. Therefore, these conventional systems retain an expensive high-voltage cabin heater to cover heating deficits whenever the heat pump capacity is insufficient. Tesla's heat pump system also provides ways to remove a cabin air high voltage PTC heater completely by using the compressor as an electrical heater in specific scenarios. In fact, the electrical power draw capability of the compressor significantly exceeds a typical HV cabin PTC heater capability. This last point is accomplished via Tesla's unique architecture – the cycle is configured in such a way to provide a controlled environment for the compressor, regardless of ambient conditions, and ultimately unlocks the full electrical input power. Therefore, Tesla's thermal system can sometimes operate like a heat pump (heat efficiently) and sometimes like an electrical heater when heat pump capacity is not sufficient for comfort – using the same compressor.

#### **08.06.02 Fuel-fired heater**

Not applicable

#### **08.06.03 Air conditioning**

The Model Y air conditioner system is an R134a refrigerant consists of a high voltage electric scroll type with integrated inverter with High Voltage Interlock Loop. The compressor Oil is Poly Olefin Ester oil that is non-conducting.

#### **08.06.04 Climate control system logic**

Vehicle Controller printed circuit boards activate actuators and responds to evaporator air outlet temperature sensor, heat pump condenser outlet temperature sensor and air duct temperature sensors, as well as user demands from center display.

#### **08.06.05 Tamper resistance of climate control system that includes a fuel-fired heater**

Not applicable

### **08.07 DESCRIPTION OF REGENERATIVE BRAKING SYSTEM**

Regenerative braking (RGB) occurs when the driver lifts his foot from the accelerator pedal while the vehicle is moving; the experience is analogous to engine braking on a gasoline-powered car with a conventional manual transmission. The friction braking system is independent of RGB.

The amount of RGB torque generated depends on the accelerator pedal position – largest when the accelerator pedal is fully released, decreasing as the pedal is depressed, reaching zero torque when the pedal reaches its neutral torque position (a position that is a function of vehicle speed). The max RGB deceleration also varies depending on vehicle speed. The maximum RGB profile is defined as a target total deceleration rate as a function of vehicle speed. The max RGB profile is tailored to everyday driving conditions, which typically exhibit higher deceleration rates at lower speeds.

When the battery pack is near maximum capacity, regenerative braking function will be limited to ensure the maximum capacity of the battery is not exceeded. Any RGB limiting will be ramped in gradually to allow the driver to adapt to the changing RGB performance. When the battery pack is below 0 degrees, RGB will not be allowed because the batteries are not rated to accept charge below this temperature. Any RGB limiting will be ramped in gradually to allow the driver to adapt to the changing RGB performance. The vehicle notifies the driver of any limits on the regenerative braking function.

## 08.08 DESCRIPTION OF VEHICLE ELECTRICAL SUPPLY EQUIPMENT (CHARGER)

The Tesla Model Y is capable of accepting energy either from a permanent facility installed at the owners location or from many readily available power outlets when 'on the road'.

**Optional** - The dedicated High Power Connector (HPC) can be purchased separately from the vehicle and a certified electrician will confirm the capabilities of the residential supply circuit at the vehicle owner's location. Confirmation of a satisfactory residential electrical Supply will lead to the installation of a hard-wired HPC unit, this will expedite vehicle charging at the most efficient rate. The HPC can supply available current up to a maximum of 80 amps and incorporates electronic systems that communicate with the vehicle control systems to indicate the maximum available current so that the vehicle can determine the amount and rate of charge required. But the current standard on-board charger is limited to 48A. So the charging duration is 8.5 hrs. at the rate of 48 Amps.

**Standard** - Charging at rates lower than or equal to 32A can also be achieved via a mobile connector. The universal mobile connector is included as standard in the purchase of every Model Y and is an individual cable that connects the vehicle to any available domestic power outlet and can deliver current to a maximum of 32 Amps. The Mobile Connector incorporates similar electronic circuitry as the HPC to communicate with the vehicle and manage the charging process. The charging duration is 12 hrs. at the rate of 32 Amps.

The vehicle is also capable of accepting DC current up to 525A from an off-board charger (Supercharger).

### 08.08.01 Proper recharging procedures

The charging system adjusts automatically to the available AC line voltage, frequency and current, within limits. The charging system in the vehicle works in conjunction with either of the three external charging stations; the permanently installed HPC, the permanently installed supercharger or the portable Mobile Connector.

Anytime the EV Inlet door is opened, the vehicle will prepare to enter CHARGE state. Once the user connects either supply cable to the vehicle, the charging system signals to the vehicle that it is ready to deliver the charge. The vehicle locks the cable onto the vehicle and then indicates that it is ready to accept energy and charging will commence. Failure of any of these steps will result in fault condition and lack of **full charging capability**. Vehicle could still charge on low power if handle lock is not engaged.

### Prepare to charge state



### Low Power Charging Indication



### High Power Charging Indication



If the battery temperature is near or below freezing temperatures, normal charging will not occur. The vehicle will identify this condition and will begin heating the battery coolant and circulating the coolant to raise the battery temperature to enable charge. When the pack temperature rises to a temperature within the allowable charging range, heating will reduce or stop and charging will commence.

### 08.08.02 Power requirements necessary to recharge vehicle

Model Y comes with one on-board charger is capable of a maximum of 48A on 208V or 240V outlets and 12A on 120V outlets.

### 08.10 OTHER UNIQUE FEATURES (i.e. solar panels)

Not applicable; vehicle is not equipped with any such features.

### 08.11 DESCRIPTION OF WARNING SYSTEM(S) FOR MAINTENANCE / MALFUNCTION

The Tesla Model Y is equipped with a tell-tale lamp located in the instrument pack to indicate any malfunctions through user alerts e.g. "battery failure" with battery symbol.

The tell-tale is complemented by more detailed information exhibited on the Center Display. An additional driver aid which indicates the nature of the malfunction as well as a wide range of additional vehicle data, such as when maintenance is needed.

### 08.11.01 Cut-off terminal voltages for prevention of battery damage

The control electronics inside of the Drive Unit and Charger are programmed not to allow the unit to drive the voltage of the battery above or below hard voltage limits. If the battery pack is unable to achieve a desired response from these systems and the voltage reaches above or below a set limit, the two switches inside the battery pack will open, disabling the entire high voltage system in the car.

### 8.12 DESCRIPTION OF DYNO MODE

Tesla, Inc. completed the implementation of user interface (UI) features that enable access to our "Dyno Mode" for all users. This feature is required to be enabled to maintain representative driving controls while testing on a chassis dynamometer. Access to Dyno Mode has been introduced at the start of production on October 7th, 2019, and has been deployed to the entire Tesla fleet in version 2019.40 over the month of October 2019.

In order to preserve the proper driving functionality and behavior, Dyno Mode executes the following features:

- Disable Stability Control to ensure no false interaction with the dyno.
- Disable Traction Control to ensure no false interaction with the dyno.
- Disable Active Drive Line Damping to avoid inducing oscillations in the dyno.
- Force the torque split to be as it would be under normal straight-line driving conditions
- Disable Brake Disk Wipe

When the Stability Control and Traction Control systems become faulted, as is the case on a dynamometer where driving is detected but movement is not, regenerative braking is disabled so that unintended braking torque does not lead to loss of traction or control on low friction surfaces. Disabling Stability Control and Traction Control prevents those systems from disrupting regenerative braking behavior, maintaining the most representative driving energy consumption.

Dyno Mode can be activated by the user, according to the following steps:

1. Vehicle must be in Park.
2. While holding down left (turn signal) stalk, press and hold the Tesla "T" logo at the top of the screen.
3. Enter the Dyno Mode activation password, "dynotest".

Dyno Mode can be deactivated by the user by pressing the "Power Off" button within the Safety & Security tab of the UI.

The Dyno Mode feature for installation has been completed in all new production vehicles by October 7th, 2019. Over the month of October, we rolled out this feature to our US fleet, enabling all Tesla vehicles to enter Dyno Mode.

### **8.13 DESCRIPTION OF COASTDOWN MODE**

To engage Coastdown Mode:

1. Press and hold Tesla T to bring up Access Code prompt
2. Type "coastdown"

Vehicle Behavior:

UI will send out a binary signal in the message on the right bus. The thermal controller should consume this message and unconditionally close the louver and turn off the refrigerant system.

Display "COASTDOWN" in cluster where we display other mode info like "VALET" and "CHILL"

Coastdown Mode will turn OFF after drive cycle is complete.

### **8.14 DESCRIPTION OF ONE-PEDAL DRIVING MODE**

Regenerative braking decelerates Model Y whenever you release the accelerator pedal when driving. You can choose what you want Model Y to do once the driving speed has been reduced to a very low speed (almost at a stop) and both the accelerator pedal and brake pedal are released. While in Park, touch Controls > Driving > Stopping Mode and choose from these options:

CREEP: When close to, or at, a complete stop, the motor continues to apply torque, moving Model Y slowly forward (in Drive) or backwards (in Reverse), similar to a conventional vehicle with an automatic transmission. In some situations, such as on a steep hill or driveway, you may need to press the accelerator pedal to continue moving or to prevent Model Y from moving in the opposite direction.

HOLD: Maximizes range and reduces brake wear by continuing to provide regenerative braking at speeds lower than with the Creep and Roll settings. When Model Y stops, the brakes are automatically applied without you having to put your foot on the brake pedal. Whether stopped on a flat surface or a hill, Vehicle Hold keeps the brake applied, provided your foot remains off the accelerator and brake pedals.

ROLL: When close to, or at, a complete stop, Model Y becomes free rolling like a vehicle in Neutral. Therefore, if stopped on a slope, Model Y will roll downward. The brake does not engage, and the motor does not apply torque (until the accelerator pedal is pressed).

## **09.00 RUNNING CHANGE VEHICLE DESCRIPTION**

Refer to appendix 09.00, if applicable

## **10.00 ROAD LOAD DATA**

See Verify application

## **11.00 STARTING AND SHIFTING SCHEDULES**

### **11.01 Starting**

The Model Y does not have a traditional starter switch and instead has a smart entry system for greater safety and customer convenience. The smart entry system comprises of an authenticated phone (using Bluetooth Low Energy or internet connectivity) or key card (using Near Field Communication), a weight sensor embedded into the driver seat, and the brake pedal.

### **ENTERING**

An authenticated phone can be used to passively unlock the car when connected, in range and a door handle is pulled or trunk release button is pressed.

The Tesla mobile app on an authenticated phone can be used to manually unlock the vehicle.

A key card can be used to unlock the car by scanning the card on the b-pillar.

After a successful key card scan on the b-pillar or center console:

- a. Vehicle is authorized to Drive within a reasonable time period. Time period is extended based on additional user interaction which include: driver opening their door, driver sitting down, driver closing their door while seated.
- b. If time period is exceeded, upon brake press, instruct driver to rescan key card on the center console to reauthorize Drive.
- c. Accessory Mode functions will be available without the user having to rescan their key card.

### **LOCKING**

An authenticated phone can be used to passively lock the car when the phone is disconnected or moved away from the vehicle. This passive function can be disabled in controls on the touchscreen.

The Tesla mobile app on an authenticated phone can be used to manually lock the vehicle.

A key card can be used to lock the car by scanning the card on the b-pillar. There is no passive locking with key cards (car does not auto lock).

Note: Using a key card to lock/unlock will be equivalent to an active lock/unlock—i.e., clicking on the key fob to lock and double-clicking to unlock.

### **STARTING**

If successful interaction between authenticated phone or the key card and vehicle controller occurs, the system deactivates the immobilizer. Immobilizer deactivation only happens after 2 conditions are met below. The vehicle then enters accessory mode analogous to a "ACC" position on a conventional IC engine. In this mode, low voltage (12V) is supplied to the vehicle allowing operation of the radio and other accessories connected to the accessory rail.

High Voltage (HV) necessary to enable vehicle propulsion is enabled only by the closing of the contactors, which can only be triggered when the following conditions are both satisfied,

1. Authenticated phone or key card is authorized and key code is validated AND
2. Brake pedal is depressed.

By requiring brake pedal activation, along with the appropriate key code, this system ensures the safety of vehicle occupants by not allowing self mobility of the vehicle without the driver providing proper control inputs (i.e., service brake activation) and appropriate driver authorization (i.e., presence of the key code). If either the service brake is not activated or the key code not present, the vehicle controller will not close the contactors and self-mobility is not possible.

If the brake pedal is depressed and the proper key code present, the drive rail will activate (immobilizer deactivates) and allows the vehicle to be shifted out of Park.

## 11.02 SHIFTING

Not applicable – the vehicle has a single-speed transmission.

## 12:00 -16:00 RESERVED

## 17:00 CALIFORNIA REQUIREMENTS

### 17:01 Statement of Compliance

#### 17.01.01 General Statement

The production vehicles which are subject to registration or sale in the State of California will be, in all material respects, substantially the same in construction as test vehicles which are certified by the California Air Research Board; and will meet all the applicable emissions standards which are promulgated by the California Air Research Board in accordance with Section 43101 of the Health and Safety Code.

Tesla attests that the vehicle emission control label complies with the label durability requirements of the “California Motor Vehicle Emission Control and Smog Index Label Specifications”, Title 13, CCR, Section 1965.

#### 17.01.02 Drivability statement

This statement is no longer included in the California Exhaust Emission Standards and Test Procedures for 2001 and Subsequent Model Passenger Cars, Light-Duty Trucks, and Medium-Duty Vehicles (as of January 01 2006); as was the case in previous versions.

### 17.02 Supplemental data and certification review sheets

See attached

### 17.03 Engineering evaluation of zero evaporative emissions under any and all operating conditions (for vehicles equipped with fuel-fired heater only)

Not applicable; vehicle is not equipped with fuel-fired heater.

### 17.04 Credits

#### 17.04.01 Description of multi-manufacturer arrangements

Not applicable; Tesla has no such agreements in place.

#### 17.04.02 Credit calculation

Tesla a manufacturer that produces only pure battery electric vehicles is not required to produce a percentage of annual production volume as ZEV’s and therefore will earn such credit on all 2019 to 2020, inclusive, model year vehicles. This vehicle is a full function ZEV with a range depending on the battery pack option chosen by the customer. Based on the UDDS of range shown in the table below, all variants will be classified as a ZEV and in the 13 CCR 1962.2(d)(5)(A), this means 2019 to 2020, each vehicle will earn 4 credits per vehicle.

Variant	UDDS Range (Miles) / Credits per vehicle
Model Y Performance AWD (21" Wheels)	401 / 4

### 17.05 VEHICLE SAFETY

#### 17.05.01 All Information for safe operation of vehicle

Tesla will submit a copy of the finalized vehicle owner’s handbook by separate letter when it becomes available.

#### 17.05.02 Information on safe handling of battery system

## **HANDLING**

Do not short circuit, puncture, incinerate, crush, immerse, force discharge, or expose the battery pack to temperatures outside the specified maximum storage temperature range of -20°C to 60°C.

The battery pack has a nominal operating voltage of 400 VDC. The battery pack is sealed in a rigid metal case and its exterior is isolated from high voltage. Handling the battery pack is electrically safe provided the enclosure remains closed.

The battery pack contains hermetically sealed lithium ion cells that contain a number of chemicals and materials of construction. Risk of exposure to electrode materials and Liquid electrolyte will only occur in cases of mechanical or thermal abuse of the battery Pack.

## **STORAGE**

Do not store the battery pack in a manner that allows terminals to short circuit. Do not place near heating equipment, nor expose to direct sunlight for long periods. The battery pack should only be stored in approved packaging and stacked no more than two (2) packages high. To maintain service life, the battery pack should be stored at a state of charge (SOC) of 15 to 50%.

## **TRANSPORT**

Lithium ion batteries are regulated as Class 9 Miscellaneous dangerous goods (also known as “hazardous materials”) pursuant to the International Civil Aviation Organization.

(ICAO) Technical Instructions for the Safe Transport of Dangerous Goods by Air, International Air Transport Association (IATA) Dangerous Goods Regulations, the International Maritime Dangerous Goods (IMDG) Code, European Agreements concerning the International Carriage of Dangerous Goods by Rail (RID) and Road (ADR), and applicable national regulations such as the USA’s hazardous materials regulations (see 49 CFR 173.185). These regulations contain very specific packaging, labelling, marking, and documentation requirements. The regulations also require that individuals involved in the preparation of dangerous goods for transport be trained on how to properly package, label, mark and prepare shipping documents.

### **17.05.03 Description of emergency procedures**

#### **HIGH VOLTAGE EXPOSURE**

If one of the Tesla products has been visibly damaged or its enclosure compromised, then practice appropriate high voltage preventative measures until the danger has been assessed (and dissipated if necessary).

#### **FIREFIGHTING MEASURES**

If a fire or explosion occurs when the battery pack is charging, shut off power to the charger. In case of burning lithium ion fires, flood the area with water. The water may not extinguish them, but will cool the adjacent batteries and control the spread of the fire. CO<sub>2</sub>, dry chemical and foam extinguishers are preferred for small fires, but also may not extinguish burning lithium ion batteries. Burning batteries will burn themselves out. Virtually all fires involving lithium ion batteries can be controlled with water. When water is used, however, hydrogen gas may be a by-product which can form an explosive

Mixture with air. LITH-X (powdered graphite) or copper powder fire extinguishers, sand, dry ground dolomite or soda ash may also be used. These materials act as smothering agents.

Damaged or opened cells or batteries can result in rapid heating (due to exothermic reaction of constituent materials) and the release of flammable vapors. Water (and other items listed above) disperses heat when applied in sufficient quantity to a fire. Extended heat exposure can lead to ignition of adjacent cells with a potential complete envelopment of the battery pack if not cooled. An extinguished lithium ion battery fire can re-ignite due to the exothermic reaction of constituent materials from broken or damaged cells. To avoid this, remove sources of ignition and cool the burned mass by flooding with (or immersing in) water. Fire-fighters should wear self-contained breathing apparatus. Cells or batteries may flame or leak potentially hazardous organic vapors if exposed to excessive heat, fire or over voltage conditions. These vapors include HF, oxides of carbon, aluminum, lithium, copper, and cobalt. Additionally, volatile phosphorus pentafluoride may form at temperatures above 230° Fahrenheit. Never cut into the sealed battery pack enclosure due to the high voltage and electrocution risks.



If a decision is made to fight a battery fire aggressively, then large amounts of water should be applied from a safe distance with the intent of flooding the battery pack enclosure as completely as possible. Alternatively, if a decision is made to fight a battery fire defensively, then the fire crew should pull back a safe distance and allow the battery to burn itself out. Fire crews may choose to utilize a water stream or fog pattern to protect exposures or control the path of smoke.

#### **FIRST AID MEASURES**

Under normal conditions of use, the constituent battery cells are hermetically sealed. Contents of an open (broken) constituent battery cell can cause skin irritation and/or chemical burns. If materials from a ruptured or otherwise damaged cell or battery contact skin, flush immediately with water and wash affected area with soap and water. For eye contact, flush with significant amounts of water for 15 minutes and see physician at once. Avoid inhaling any vented gases. If a chemical burn occurs or if irritation persists, seek medical assistance. Seek immediate medical assistance if an electrical shock or electrocution has occurred (or is suspected).

#### **17.06 Description of fuel-fired heater / fuel tank evaporative system**

Not applicable; vehicle is not equipped with fuel-fired heater.

#### **18.00 FUEL ECONOMY DATASETS**

##### **Model Y Performance AWD (21" Wheels)**

CD UDDS Test	YD220-R00562
AC Recharge Energy, Wh	LTSL10065712
(AER) Unadjusted, Miles	88084
CO2 Composite Adjusted	401.47
	0 g/mi (factors into 0 g/mi on FE label)
CD Highway Test	LTSL10065713
AC Recharge Energy, Wh	88084
(AER) Unadjusted, Miles	368.59
CO2 Composite Adjusted	0 g/mi (factors into 0 g/mi on FE label)

E.O.#:

Page:

2020 MODEL-YEAR AIR RESOURCES BOARD  
SUPPLEMENTAL DATA SHEET  
ZEV-PASSENGER CARS, LIGHT-DUTY TRUCKS AND MEDIUM DUTY VEHICLES  
**Model Y Performance AWD (21" Wheels)**

Manufacturer	Tesla, Inc
Engine Family	LTSLV00.0L2Y
Vehicle Class (es)	Passenger Car
Number of ZEV Credits per vehicle	4
Fuel Type (s)	Electro-Chemical Battery
Battery Type (s)	Lithium Ion
Total Battery Weight, Kg	480
Total Battery Volume, m3	0.400
Battery Specific Energy, Wh/Kg	150
Number of Batteries or modules per vehicle	1
Total Battery Voltage, Nominal	350
Charger(s)	On-Board
Charger(s)	Conductive
Drive Motor (Front)	AC Induction
Drive Motor (Rear)	Other (Specify) - AC Permanent Magnet
Number of Drive Motor (s)	2
Rated Motor Power, kW	158 (Front) / 219 (Rear)
Drive	4WD-FT
Regenerative Braking	Yes
Regenerative Braking	AW
Driver Controlled Regen Braking	No
Coast Regen Braking	Yes
Air Conditioning	Yes
Fuel-Fired Heater	No
Vehicle Models ( If coded, see attachments)	Model Y Performance AWD (21" Wheels)
Transmission Type: M5, A4 (if applicable)	0
GVWR, lbs	5301
Curb Weight, 33%, lbs	4416
Loaded Vehicle Weight	4716
ETW or Test Weight, lbs	4750
DPA / RLHP or Dyno Set Coefficient, a= , lbf	-6.88
DPA / RLHP or Dyno Set Coefficient, b= , lbf/mph	0.1092
DPA / RLHP or Dyno Set Coefficient, c= , lbf/mph^2	0.01424
Range Test Results	
<b>Vehicle ID</b>	YD220-R00562
Transmission	AV/1
ETW	4750
RLHP	12.42
City Range, miles	401.47
System AC, Wh/mile	219.40
System DC, Wh/mile	197.68
Vehicle DC, Wh/mile	194.40
Highway Range, miles	368.6
System AC, Wh/mile	238.97
System DC, Wh/mile	215.32
Vehicle DC, Wh/mile	211.74
Battery Test Results - Specific Energy, wh/kg	150
Fuel-Fired Heater Emission Results, g/mile	Not applicable

### 3.03 Vehicle Configuration and sub-configurations

<b>Make</b>	Tesla
<b>Carline</b>	Model Y
<b>Type</b>	Battery Electric Vehicle
<b>Test Group</b>	LTSLV00.0L2Y
<b>Final Drive ratio</b>	9.04
<b>Emission Control</b>	NA (BEV)
<b>Exhaust</b>	NA (BEV)
<b>Evap</b>	NA (BEV)
<b>Model Type</b>	<b>Model Y Performance AWD (21" Wheels)</b>
<b>Basic Engine code (F/R)</b>	L2Y
<b>Transmission Type / Code</b>	AV/1
<b>Vehicle ID tested</b>	YD220-R00562
<b>Vehicle Configuration #</b>	0
Gross Vehicle Weight (lbs)	5301
33% Curb Mass (lbs)	4416
Loaded Vehicle Weight (lbs)	4716
Equivalent Test Weight (lbs)	4750
Wheel / Tire	255/35 R21 (FT) - 42psi 275/35 R21 (RR) - 42psi
Target Road Load A lbf	44.65
B lbf/mph	0.1346
C lbf/mph <sup>2</sup>	0.0167
Road Load HP @ 50mph	12.42

Fuel Economy Data Vehicle (FEDV) Selection Justification – FEDV curb mass vehicle accounts for options that have a greater than 33% take rate and highest sold wheel/tire combination that collectively represents a vehicle configuration / sub configuration that has the largest sales volume within that Model Type. Tesla affirms that the road load power, and the target coefficients are those that are appropriate for the ETW of the vehicle.

**EPA EV Multicycle Calculator (SAE J1634 Oct 2012)**

**Manufacturer:** Tesla Inc.  
**Carline:** Model Y Performance AWD (21" Wheels)  
**Model Year:** 2020  
**Vehicle:** YD220-R00562  
**Test Number:**  
**Comments:**  
**Lab:** Tesla Lab - Fremont  
**Test Date:** 6/25/2020

As used by EPA laboratory

D.Good March 8, 2016

Cycle	Energy (Wh)	Distance (mi)	ECdc_cyc	Kuwgt	Kwgt	Recharge AC WattHrs
UDDS1	1575.97	7.425	212.26	53.06	4.29	88084
UDDS2	1467.86	7.410	198.09	49.52	64.70	
UDDS3	1415.28	7.385	191.64	47.91	62.59	
UDDS4	1420.55	7.385	192.37	48.09	62.83	
HWY1	2194.23	10.254	214.00	107.00		RAF 1.129
HWY2	2142.75	10.229	209.49	104.74		
SS1	61111.64	229.701	266.05			
SS2	6718.13	25.671	261.70			
<b>TOTAL</b>	<b>78046.41</b>	<b>305.458</b>				

K-Factors	UDDS1	UDDS2	UDDS3	UDDS4	HWY1	HWY2
Unweighted	0.250	0.250	0.250	0.250	0.500	0.500
Weighted	0.020	0.327	0.327	0.327	NA	NA

Results	Range (mi)	AC Wh/mi	EPA version	
			MPGe	kWh/100mi
UDDSu	393.00	224.13		
UDDSw	401.47	219.40	153.6210	21.9404
HWY	368.59	238.97	141.0404	23.8974

**Note:**

1. Fill in yellow shaded areas to compute range and AC wh/mi results
2. Weighted results based on SAE J1634 calculations
3. Final values in green shaded area should be rounded to appropriate significant digits



## Certification Summary Information Report

Test Group		LTSLV00.0L2Y		Evaporative/Refueling Family		--					
<b>Models Covered by this Certificate</b>											
Carline Manufacturer	Division	Carline	Certification Region Code(s)	Drive System	Trans - Type	- # of Gears	Trans - Lockup				
Tesla, Inc.	1 - Tesla Motors	45 - Model Y Long Range AWD	Federal	All Wheel Drive	Automatic	1	No				
Tesla, Inc.	1 - Tesla Motors	47 - Model Y Performance AWD (21")	Federal	All Wheel Drive	Automatic	1	No				
Tesla, Inc.	1 - Tesla Motors	46 - Model Y Performance AWD	California + CAA Section 177 states	All Wheel Drive	Automatic	1	No				
Tesla, Inc.	1 - Tesla Motors	47 - Model Y Performance AWD (21")	California + CAA Section 177 states	All Wheel Drive	Automatic	1	No				
Tesla, Inc.	1 - Tesla Motors	46 - Model Y Performance AWD	Federal	All Wheel Drive	Automatic	1	No				
Tesla, Inc.	1 - Tesla Motors	45 - Model Y Long Range AWD	California + CAA Section 177 states	All Wheel Drive	Automatic	1	No				
<b>Engine Description</b>											
Hybrid Type			--	Hybrid Description			--				
Engine Type			--	Mfr Engine Description			--				
Engine Block Arrangement			--	Mfr Engine Block Arrangement Description			--				
Camless Valvetrain Indicator			--	Oil Viscosity/Classification			--				
Number of Cylinders/Rotors			--	Mechanically Variable Compression Ratio Indicator			--				
<b>After Treatment Device(s) (ATD)</b>											
Mfr After Treatment Device (ATD) Comments			--								
Direct Ozone Reduction (DOR) Device			--								
Mfr Emission Control Device Comments			--								
<b>Official Test Numbers</b>											
Test Group	Fuel	FTP	US06	SC03	Cold CO	Highway	EPA City Litmus Value	EPA City Litmus Threshold	EPA Highway Litmus Value	EPA Highway Litmus Threshold	CREE Weighting Factor
Electricity		--	--	--	--	--	--	--	--	--	--
<b>SFTP LEV-III Official Test Numbers</b>											
Test Group Fuel	FTP	US06	SC03								
Electricity	--	--	--								

## Certification Summary Information Report

Test Group	LTSLV00.0L2Y	Evaporative/Refueling Family	--
<b>Official Charge Depleting Test Numbers</b>			
<b>Test Group Fuel</b>	<b>UDDS</b>	<b>Highway</b>	
Electricity	LTSL10065712	LTSL10065713	
Electricity	LTSL10062980	LTSL10062981	
Electricity	LTSL10063923	LTSL10063924	
<b>Hybrid Electric Vehicle And Fuel Cell Information</b>			
<b>Rechargable Energy Storage System</b>	Battery(s)	<b>Rechargable Energy Storage System, if Other</b>	--
<b>Battery Type</b>	Lithium Ion	<b>Number of Battery Packs</b>	1
<b>Total Voltage of Battery Packs</b>	350	<b>Battery Energy Capacity</b>	230
<b>Battery Specific Energy</b>	150	<b>Battery Charger Type</b>	On-Board
<b>Number of Capacitors</b>	--	<b>Capacitor Rating (In Farads)</b>	--
<b>Mfr Capacitor Comments</b>	--		
<b>Hydraulic System Description</b>	--		
<b>Regenerative Braking Type</b>	Electrical Regen Brake		
<b>Regenerative Braking Source</b>	Both	<b>Driver Controlled Regenerative Braking</b>	No
<b>Mfr Regenerative Braking Description</b>	--		
<b>Drive Motor(s)/Generator(s)</b>	3		
<b>Motor/Generator Type 1</b>	AC Induction	<b>Rated Motor/Generator Power</b>	158
<b>Motor/Generator Type 2</b>	AC 3 PHASE PERMANENT MAGNET	<b>Rated Motor/Generator Power</b>	203
<b>Motor/Generator Type 3</b>	AC 3 PHASE PERMANENT MAGNET	<b>Rated Motor/Generator Power</b>	219
<b>Mfr Fuel Cell Description</b>	--		
<b>Fuel Cell On-Board H2 Storage Capacity (kg)</b>	--	<b>Usable H2 Fill Capacity (kg)</b>	--
<b>Mfr Hybrid Electric/ Electric Vehicle Comments</b>	2020 MY Model Y AWD Carline; AWD & PERF SHARE COMMON FRONT MOTOR - 158 kW; REAR (AWD) - 203 kW; (PERF) - 219 kW; Vehicle power: Base: 286 kW (384 hp); Perf: 318 kW (426 hp)		

## Certification Summary Information Report

<b>Test Group</b>	LTSLV00.0L2Y	<b>Evaporative/Refueling Family</b>	--						
<b>Emission Data Vehicle Information</b>									
<b>Vehicle ID / Configuration</b>	YD220-000105 / 0	<b>Manufacturer Vehicle Configuration Number</b>	0						
<b>Original Test Group Name</b>	LTSLV00.0L2Y	<b>Original Evaporative/Refueling Family</b>	--						
<b>Original Test Vehicle Model Year</b>	2020								
<b>Vehicle Model</b>									
<b>Represented Test Vehicle Make</b>	Tesla	<b>Represented Test Vehicle Model</b>	Model Y Long Range AWD						
<b>Leak Family Details</b>									
<b>Leak Family Identifier</b>	--	<b>Leak Family Name</b>	--						
<b>Drive Sources and Fuel System Details</b>									
<table border="1"> <thead> <tr> <th>Drive Source and Fuel#</th> <th>Drive Source</th> <th>Fuel</th> </tr> </thead> <tbody> <tr> <td>1</td> <td>Electric Motor</td> <td>Electricity</td> </tr> </tbody> </table>				Drive Source and Fuel#	Drive Source	Fuel	1	Electric Motor	Electricity
Drive Source and Fuel#	Drive Source	Fuel							
1	Electric Motor	Electricity							
<b>Hybrid Indicator</b>	No								
<b>Multiple Fuel Storage</b>	--	<b>Multiple Fuel Combustion</b>	--						
<b>Fuel Cell Indicator</b>	No	<b>Rechargeable Energy Storage System Indicator</b>	Yes						
<b>Rechargeable Energy Storage System</b>	Battery(s)	<b>Rechargeable Energy Storage System, if 'Other'</b>	--						
<b>Off-board charge Capable Indicator</b>	Yes								
<b>Odometer Correction -- Initial</b>	1	<b>Odometer Correction Factor</b>	1						
<b>Odometer Correction Sign</b>	- = System Miles is equal to (Test odometer reading - Initial system miles) * Correction factor								
<b>Odometer Correction Units</b>	Miles								
<b>Engine Code</b>	L2Y	<b>Rated Horsepower</b>	484						
<b>Displacement (liters)</b>	0.001								
<b>Air Aspiration Method</b>	Naturally Aspirated	<b>Air Aspiration Method, if 'Other'</b>							
<b>Number of Air Aspiration Devices</b>	--	<b>Air Aspiration Device Configuration</b>	--						
<b>Charge Air Cooler Type</b>	--	<b>Drive Mode While Testing</b>	All Wheel Drive						
<b>Shift Indicator Light Usage</b>	Not equipped	<b>Aged Emission Components</b>	4,000 (mi)						
<b>Curb Weight (lbs)</b>	4416	<b>Equivalent Test Weight (pounds)</b>	4750						
<b>GVWR (lbs)</b>	5301	<b>N/V Ratio</b>	108.4						
<b>Axle Ratio</b>	9.04								
<b>Transmission Type</b>	Automatic	<b># of Transmission Gears</b>	1						
<b>Transmission Lockup</b>	No	<b>Creeper Gear</b>	No						
<b>Dynamometer Coefficients:</b>									
<b>Target Coefficients</b>			<b>Set Coefficients</b>						
<b>Coefficient Category</b>	<b>A (lbf)</b>	<b>B (lbf/mph)</b>	<b>C (lbf/mph**2)</b>	<b>A (lbf)</b>	<b>B (lbf/mph)</b>	<b>C (lbf/mph**2)</b>	<b>EPA Calculated Total Road Load Horse Power for City/Highway/Evap Coefficients</b>		
<b>City/Highway/Evap</b>	34.27	0.3195	0.0142	-10.06	0.3297	0.0116	11.4		
<b>Cold CO</b>	37.69	0.3514	0.0156	-13.29	0.0454	0.0148	N/A		



### Certification Summary Information Report

Test Group	LTSLV00.0L2Y	Evaporative/Refueling Family	--
<b>Emission Control Device Comments</b>	No Emissions Control Device - Pure Electric Front Motor Power - 158 kW; Rear Motor Power - 203 kW;		
<b>Manufacturer Test Vehicle Comments</b>	This is 2020 Model Y Performance AWD;		

## Certification Summary Information Report

Test Group	LTSLV00.0L2Y	Evaporative/Refueling Family	--
<b>Test #</b>	<b>LTSL10063923</b>	<b>Test Procedure</b>	<b>81 - Charge Depleting UDDS</b>
<b>Exhaust Test # for this Evap Test</b>	--	<b>Test Fuel Type</b>	62 - Electricity
<b>Test Date</b>	03/04/2020	<b>Fuel</b>	Electricity
<b>Fuel Batch ID</b>	--	<b>Fuel Calibration Number</b>	--
<b>Vehicle Class</b>	LDV/Passenger Car	<b>DF Type</b>	EPA Assigned
<b>Verify Test Lab ID</b>	Kato Dyno		
<b>E10 Evaporative Test Measurement Method</b>	--		
<b>Test Start Odometer Reading</b>	4407	<b>Odometer Units</b>	M
<b>4WD Test Dyno</b>	Yes	<b>Diesel Adjustment Factor Usage</b>	--
<b>State of Charge Delta</b>	--		
<b>Drive Cycle Speed Tolerance Criteria</b>	Used Part 86 (+/- 2 mph, +/- 1 sec)	<b>Road Speed Fan Usage</b>	Yes
<b>PHEV/EV Charge Depleting Test Information</b>			
<b>Recharge Event Voltage</b>	208	<b>Recharge Event Energy (kiloWatt-hours)</b>	88.795
<b>Charge Depleting Range (Calculated miles)</b>	445	<b>Charge Depleting Range (Actual miles)</b>	445
<b>All Electric Range Unadjusted (miles)</b>	--	<b>Derived 5-Cycle Coefficient Model Year</b>	--
<b>Equivalent All Electric Range (miles)</b>	445		
<b>Number of Charge Depleting Bags/Phases Conducted</b>	4	<b>Transition Bag/Phase Number</b>	--
<b>Charge Depleting Bag/Phase</b>			
Charge Depleting Bag/Phase #	Test Result/Emission Name	Unrounded Test Result	
1	Actual Distance Driven (miles)	445	
2	Average System Voltage	352	
3	Carbon Monoxide	0	
4	Carbon dioxide	0	
5	Carbon-Related Exhaust Emissions	0	
6	Drive Trace Absolute Speed Change Rating	0.2126	
7	Drive Trace Energy Economy Rating	0.1143	
8	Drive Trace Inertia Work Ratio Rating	0.5498	
9	Integrated Amp-hours	223	
10	Manufacturer Fuel Economy	169.05	
11	Nitrogen Oxide	0	
12	Non-methane organic gases	0	
13	Non-methane organic gases plus Nitrogen Oxides	999.999	
14	Particulate Matter	0	
15	System End State of Charge Watt-hours	78.498	
16	System Start State of Charge Watt-hours	0	

## Certification Summary Information Report

Test Group		LTSLV00.0L2Y		Evaporative/Refueling Family				--				
<b>Manufacturer Test Comments</b>		Internal Test results for MY2020 Model Y Long Range AWD. Range determined by using SAE J1634 Multi-cycle test procedure. END-SOC 78498 wh (system gave error limited to 4 digits). MCT dc wh/mi is attached with EPA application. Added NMOG Test results.										
Certification Region	Useful Life	Standard Level	Emission Name	Rounded Result	RAF	NMOG/NM HC Ratio	Diesel Adjustment Factor	Add DF	Mult DF	Certification Level	Standard	Pass/Fail
Fed	150,000 miles	Federal Tier 3 Bin 0	CO	0.0	--	--	--	0	--	0	0	Pass
Fed	150,000 miles	Federal Tier 3 Bin 0	CREE	0	--	--	--	0	--	0	--	--
CA	150,000 miles	California ZEV	CO	0.0	--	--	--	0	--	0	0	Pass
CA	150,000 miles	California ZEV	CREE	0	--	--	--	0	--	0	--	--

## Certification Summary Information Report

Test Group	LTSLV00.0L2Y	Evaporative/Refueling Family	--
<b>Test #</b>	<b>LTSL10063924</b>	<b>Test Procedure</b>	<b>84 - Charge Depleting Highway</b>
<b>Exhaust Test # for this Evap Test</b>	--	<b>Test Fuel Type</b>	62 - Electricity
<b>Test Date</b>	03/04/2020	<b>Fuel</b>	Electricity
<b>Fuel Batch ID</b>	--	<b>Fuel Calibration Number</b>	--
<b>Vehicle Class</b>	LDV/Passenger Car	<b>DF Type</b>	EPA Assigned
<b>Verify Test Lab ID</b>	Kato Dyno		
<b>E10 Evaporative Test Measurement Method</b>	--		
<b>Test Start Odometer Reading</b>	4407	<b>Odometer Units</b>	M
<b>4WD Test Dyno</b>	Yes	<b>Diesel Adjustment Factor Usage</b>	--
<b>State of Charge Delta</b>	--		
<b>Drive Cycle Speed Tolerance Criteria</b>	Used Part 86 (+/- 2 mph, +/- 1 sec)	<b>Road Speed Fan Usage</b>	Yes
<b>PHEV/EV Charge Depleting Test Information</b>			
<b>Recharge Event Voltage</b>	208	<b>Recharge Event Energy (kiloWatt-hours)</b>	88.795
<b>Charge Depleting Range (Calculated miles)</b>	401	<b>Charge Depleting Range (Actual miles)</b>	401
<b>All Electric Range Unadjusted (miles)</b>	--	<b>Derived 5-Cycle Coefficient Model Year</b>	--
<b>Equivalent All Electric Range (miles)</b>	401		
<b>Number of Charge Depleting Bags/Phases Conducted</b>	2	<b>Transition Bag/Phase Number</b>	--
<b>Charge Depleting Bag/Phase</b>			
Charge Depleting Bag/Phase #	Test Result/Emission Name	Unrounded Test Result	
1	Actual Distance Driven (miles)	401	
2	Average System Voltage	352	
3	Carbon Monoxide	0	
4	Carbon dioxide	0	
5	Carbon-Related Exhaust Emissions	0	
6	Drive Trace Absolute Speed Change Rating	1.1438	
7	Drive Trace Energy Economy Rating	0.3288	
8	Drive Trace Inertia Work Ratio Rating	1.2813	
9	Integrated Amp-hours	223	
10	Manufacturer Fuel Economy	152.03	
11	Nitrogen Oxide	0	
12	Non-methane organic gases	0	
13	Non-methane organic gases plus Nitrogen Oxides	999.999	
14	Particulate Matter	0	
15	System End State of Charge Watt-hours	78.498	
16	System Start State of Charge Watt-hours	0	

## Certification Summary Information Report

Test Group		LTSLV00.0L2Y		Evaporative/Refueling Family				--				
<b>Manufacturer Test Comments</b>		Internal Test results for MY2020 Model Y Long Range AWD. Range determined by using SAE J1634 Multi-cycle test procedure. END-SOC - 78498 wh (System error limited to 4 digits). MCT dc wh/mi is attached with application.										
Certification Region	Useful Life	Standard Level	Emission Name	Rounded Result	RAF	NMOG/NM HC Ratio	Diesel Adjustment Factor	Add DF	Mult DF	Certification Level	Standard	Pass/Fail
Fed	150,000 miles	Federal Tier 3 Bin 0	CO	0.0	--	--	--	0	--	0	0	Pass
Fed	150,000 miles	Federal Tier 3 Bin 0	CREE	0	--	--	--	0	--	0	--	--
CA	150,000 miles	California ZEV	CO	0.0	--	--	--	0	--	0	0	Pass
CA	150,000 miles	California ZEV	CREE	0	--	--	--	0	--	0	--	--

## Certification Summary Information Report

<b>Test Group</b>	LTSLV00.0L2Y	<b>Evaporative/Refueling Family</b>	--						
<b>Emission Data Vehicle Information</b>									
<b>Vehicle ID / Configuration</b>	YD220-R00562 / 0	<b>Manufacturer Vehicle Configuration Number</b>	0						
<b>Original Test Group Name</b>	LTSLV00.0L2Y	<b>Original Evaporative/Refueling Family</b>	--						
<b>Original Test Vehicle Model Year</b>	2020								
<b>Vehicle Model</b>									
<b>Represented Test Vehicle Make</b>	Tesla	<b>Represented Test Vehicle Model</b>	Model Y Performance AWD (21" Wheels)						
<b>Leak Family Details</b>									
<b>Leak Family Identifier</b>	--	<b>Leak Family Name</b>	--						
<b>Drive Sources and Fuel System Details</b>									
<table border="1"> <thead> <tr> <th>Drive Source and Fuel#</th> <th>Drive Source</th> <th>Fuel</th> </tr> </thead> <tbody> <tr> <td>1</td> <td>Electric Motor</td> <td>Electricity</td> </tr> </tbody> </table>				Drive Source and Fuel#	Drive Source	Fuel	1	Electric Motor	Electricity
Drive Source and Fuel#	Drive Source	Fuel							
1	Electric Motor	Electricity							
<b>Hybrid Indicator</b>	No								
<b>Multiple Fuel Storage</b>	--	<b>Multiple Fuel Combustion</b>	--						
<b>Fuel Cell Indicator</b>	No	<b>Rechargeable Energy Storage System Indicator</b>	Yes						
<b>Rechargeable Energy Storage System</b>	Battery(s)	<b>Rechargeable Energy Storage System, if 'Other'</b>	--						
<b>Off-board charge Capable Indicator</b>	Yes								
<b>Odometer Correction -- Initial</b>	1	<b>Odometer Correction Factor</b>	1						
<b>Odometer Correction Sign</b>	- = System Miles is equal to (Test odometer reading - Initial system miles) * Correction factor								
<b>Odometer Correction Units</b>	Miles								
<b>Engine Code</b>	L2Y	<b>Rated Horsepower</b>	495						
<b>Displacement (liters)</b>	0.001								
<b>Air Aspiration Method</b>	Naturally Aspirated	<b>Air Aspiration Method, if 'Other'</b>							
<b>Number of Air Aspiration Devices</b>	--	<b>Air Aspiration Device Configuration</b>	--						
<b>Charge Air Cooler Type</b>	--	<b>Drive Mode While Testing</b>	All Wheel Drive						
<b>Shift Indicator Light Usage</b>	Not equipped	<b>Aged Emission Components</b>	4,000 (mi)						
<b>Curb Weight (lbs)</b>	4416	<b>Equivalent Test Weight (pounds)</b>	4750						
<b>GVWR (lbs)</b>	5301	<b>N/V Ratio</b>	108.4						
<b>Axle Ratio</b>	9.04								
<b>Transmission Type</b>	Automatic	<b># of Transmission Gears</b>	1						
<b>Transmission Lockup</b>	No	<b>Creeper Gear</b>	No						
<b>Dynamometer Coefficients:</b>									
<b>Target Coefficients</b>			<b>Set Coefficients</b>						
<b>Coefficient Category</b>	<b>A (lbf)</b>	<b>B (lbf/mph)</b>	<b>C (lbf/mph**2)</b>	<b>A (lbf)</b>	<b>B (lbf/mph)</b>	<b>C (lbf/mph**2)</b>	<b>EPA Calculated Total Road Load Horse Power for City/Highway/Evap Coefficients</b>		
City/Highway/Evap	44.65	0.1346	0.0167	-6.88	0.1092	0.0142	12.4		

### Certification Summary Information Report

Test Group	LTSLV00.0L2Y	Evaporative/Refueling Family	--
<b>Emission Control Device Comments</b>	No Emissions Control Device - Pure Electric Front Motor Power - 158 kW; Rear Motor Power - 211 kW; Vehicle Power - 318 kW		
<b>Manufacturer Test Vehicle Comments</b>	This is 2020 Model Y Performance AWD (21" Wheels);		

## Certification Summary Information Report

<b>Test Group</b>	LTSLV00.0L2Y	<b>Evaporative/Refueling Family</b>	--
<b>Test #</b>	<b>LTSL10065712</b>	<b>Test Procedure</b>	<b>81 - Charge Depleting UDDS</b>
<b>Exhaust Test # for this Evap Test</b>	--	<b>Test Fuel Type</b>	62 - Electricity
<b>Test Date</b>	06/25/2020	<b>Fuel</b>	Electricity
<b>Fuel Batch ID</b>	--	<b>Fuel Calibration Number</b>	--
<b>Vehicle Class</b>	LDV/Passenger Car	<b>DF Type</b>	EPA Assigned
<b>Verify Test Lab ID</b>	Kato Dyno		
<b>E10 Evaporative Test Measurement Method</b>	--		
<b>Test Start Odometer Reading</b>	2077	<b>Odometer Units</b>	M
<b>4WD Test Dyno</b>	Yes	<b>Diesel Adjustment Factor Usage</b>	--
<b>State of Charge Delta</b>	--		
<b>Drive Cycle Speed Tolerance Criteria</b>	Used Part 86 (+/- 2 mph, +/- 1 sec)	<b>Road Speed Fan Usage</b>	Yes

**PHEV/EV Charge Depleting Test Information**

<b>Recharge Event Voltage</b>	208	<b>Recharge Event Energy (kiloWatt-hours)</b>	88.084
<b>Charge Depleting Range (Calculated miles)</b>	401	<b>Charge Depleting Range (Actual miles)</b>	401
<b>All Electric Range Unadjusted (miles)</b>	--	<b>Derived 5-Cycle Coefficient Model Year</b>	--
<b>Equivalent All Electric Range (miles)</b>	401		
<b>Number of Charge Depleting Bags/Phases Conducted</b>	4	<b>Transition Bag/Phase Number</b>	--

**Charge Depleting Bag/Phase**

Charge Depleting Bag/Phase #	Test Result/Emission Name	Unrounded Test Result
1	Carbon Monoxide	0
2	Carbon dioxide	0
3	Carbon-Related Exhaust Emissions	0
4	Drive Trace Absolute Speed Change Rating	-0.7849
5	Drive Trace Energy Economy Rating	0.0973
6	Drive Trace Inertia Work Ratio Rating	-1.0822
7	Manufacturer Fuel Economy	153.62
8	Nitrogen Oxide	0
9	Non-methane organic gases	0
10	Non-methane organic gases plus Nitrogen Oxides	999.999
11	Particulate Matter	0
12	System End State of Charge Watt-hours	78.046
13	System Start State of Charge Watt-hours	0

**Manufacturer Test Comments**

Internal Test results for MY2020 Model Y Performance AWD (21" Wheels). Range determined by using SAE J1634 Multi-cycle test procedure. END-SOC 78046 wh (system gave error limited to 4 digits). MCT dc wh/mi is attached with EPA application. Added NMOG Test results. Test Start Odometer Reading: 2077; Test Start Propulsion System Mileage: 1369



## Certification Summary Information Report

Test Group		LTSLV00.0L2Y				Evaporative/Refueling Family				--		
Certification Region	Useful Life	Standard Level	Emission Name	Rounded Result	RAF	NMOG/NM HC Ratio	Diesel Adjustment Factor	Add DF	Mult DF	Certification Level	Standard	Pass/Fail
Fed	150,000 miles	Federal Tier 3 Bin 0	CO	0.0	--	--	--	0	--	0	0	Pass
Fed	150,000 miles	Federal Tier 3 Bin 0	CREE	0	--	--	--	0	--	0	--	--
CA	150,000 miles	California ZEV	CO	0.0	--	--	--	0	--	0	0	Pass
CA	150,000 miles	California ZEV	CREE	0	--	--	--	0	--	0	--	--

## Certification Summary Information Report

Test Group	LTSLV00.0L2Y	Evaporative/Refueling Family	--
<b>Test #</b>	<b>LTSL10065713</b>	<b>Test Procedure</b>	<b>84 - Charge Depleting Highway</b>
<b>Exhaust Test # for this Evap Test</b>	--	<b>Test Fuel Type</b>	62 - Electricity
<b>Test Date</b>	06/25/2020	<b>Fuel</b>	Electricity
<b>Fuel Batch ID</b>	--	<b>Fuel Calibration Number</b>	--
<b>Vehicle Class</b>	LDV/Passenger Car	<b>DF Type</b>	EPA Assigned
<b>Verify Test Lab ID</b>	Kato Dyno		
<b>E10 Evaporative Test Measurement Method</b>	--		
<b>Test Start Odometer Reading</b>	2077	<b>Odometer Units</b>	M
<b>4WD Test Dyno</b>	Yes	<b>Diesel Adjustment Factor Usage</b>	--
<b>State of Charge Delta</b>	--		
<b>Drive Cycle Speed Tolerance Criteria</b>	Used Part 86 (+/- 2 mph, +/- 1 sec)	<b>Road Speed Fan Usage</b>	Yes
<b>PHEV/EV Charge Depleting Test Information</b>			
<b>Recharge Event Voltage</b>	208	<b>Recharge Event Energy (kiloWatt-hours)</b>	88.084
<b>Charge Depleting Range (Calculated miles)</b>	369	<b>Charge Depleting Range (Actual miles)</b>	369
<b>All Electric Range Unadjusted (miles)</b>	--	<b>Derived 5-Cycle Coefficient Model Year</b>	--
<b>Equivalent All Electric Range (miles)</b>	369		
<b>Number of Charge Depleting Bags/Phases Conducted</b>	2	<b>Transition Bag/Phase Number</b>	--
<b>Charge Depleting Bag/Phase</b>			
Charge Depleting Bag/Phase #	Test Result/Emission Name	Unrounded Test Result	
1	Carbon Monoxide	0	
2	Carbon dioxide	0	
3	Carbon-Related Exhaust Emissions	0	
4	Drive Trace Absolute Speed Change Rating	-0.6034	
5	Drive Trace Energy Economy Rating	-0.1883	
6	Drive Trace Inertia Work Ratio Rating	-1.2159	
7	Manufacturer Fuel Economy	141.04	
8	Nitrogen Oxide	0	
9	Non-methane organic gases	0	
10	Non-methane organic gases plus Nitrogen Oxides	999.999	
11	Particulate Matter	0	
12	System End State of Charge Watt-hours	78.046	
13	System Start State of Charge Watt-hours	0	
<b>Manufacturer Test Comments</b>	Internal Test results for MY2020 Model Y Performance AWD (21" Wheels). Range determined by using SAE J1634 Multi-cycle test procedure. END-SOC - 78046 wh (System error limited to 4 digits). MCT dc wh/mi is attached with application. Test Start Odometer Reading: 2077; Test Start Propulsion System Mileage: 1369		

## Certification Summary Information Report

Test Group		LTSLV00.0L2Y				Evaporative/Refueling Family				--		
Certification Region	Useful Life	Standard Level	Emission Name	Rounded Result	RAF	NMOG/NM HC Ratio	Diesel Adjustment Factor	Add DF	Mult DF	Certification Level	Standard	Pass/Fail
Fed	150,000 miles	Federal Tier 3 Bin 0	CO	0.0	--	--	--	0	--	0	0	Pass
Fed	150,000 miles	Federal Tier 3 Bin 0	CREE	0	--	--	--	0	--	0	--	--
CA	150,000 miles	California ZEV	CO	0.0	--	--	--	0	--	0	0	Pass
CA	150,000 miles	California ZEV	CREE	0	--	--	--	0	--	0	--	--

## Certification Summary Information Report

<b>Test Group</b>	LTSLV00.0L2Y		<b>Evaporative/Refueling Family</b>	--							
<b>Emission Data Vehicle Information</b>											
<b>Vehicle ID / Configuration</b>	YD220-R00653 / 0		<b>Manufacturer Vehicle Configuration Number</b>	0							
<b>Original Test Group Name</b>	LTSLV00.0L2Y		<b>Original Evaporative/Refueling Family</b>	--							
<b>Original Test Vehicle Model Year</b>	2020										
<b>Vehicle Model</b>											
<b>Represented Test Vehicle Make</b>	Tesla		<b>Represented Test Vehicle Model</b>	Model Y Performance AWD							
<b>Leak Family Details</b>											
<b>Leak Family Identifier</b>	--		<b>Leak Family Name</b>	--							
<b>Drive Sources and Fuel System Details</b>											
<table border="1"> <thead> <tr> <th>Drive Source and Fuel#</th> <th>Drive Source</th> <th>Fuel</th> </tr> </thead> <tbody> <tr> <td>1</td> <td>Electric Motor</td> <td>Electricity</td> </tr> </tbody> </table>						Drive Source and Fuel#	Drive Source	Fuel	1	Electric Motor	Electricity
Drive Source and Fuel#	Drive Source	Fuel									
1	Electric Motor	Electricity									
<b>Hybrid Indicator</b>	No		<b>Multiple Fuel Combustion</b>	--							
<b>Multiple Fuel Storage</b>	--		<b>Rechargeable Energy Storage System Indicator</b>	Yes							
<b>Fuel Cell Indicator</b>	No		<b>Rechargeable Energy Storage System, if 'Other'</b>	--							
<b>Rechargeable Energy Storage System</b>	Battery(s)										
<b>Off-board charge Capable Indicator</b>	Yes		<b>Odometer Correction Factor</b>	1							
<b>Odometer Correction -- Initial</b>	1										
<b>Odometer Correction Sign</b>	- = System Miles is equal to (Test odometer reading - Initial system miles) * Correction factor										
<b>Odometer Correction Units</b>	Miles										
<b>Engine Code</b>	L2Y		<b>Rated Horsepower</b>	495							
<b>Displacement (liters)</b>	0.001		<b>Air Aspiration Method, if 'Other'</b>								
<b>Air Aspiration Method</b>	Naturally Aspirated		<b>Air Aspiration Device Configuration</b>	--							
<b>Number of Air Aspiration Devices</b>	--		<b>Drive Mode While Testing</b>	All Wheel Drive							
<b>Charge Air Cooler Type</b>	--		<b>Aged Emission Components</b>	4,000 (mi)							
<b>Shift Indicator Light Usage</b>	Not equipped		<b>Equivalent Test Weight (pounds)</b>	4750							
<b>Curb Weight (lbs)</b>	4416		<b>N/V Ratio</b>	108.4							
<b>GVWR (lbs)</b>	5301										
<b>Axle Ratio</b>	9.04		<b># of Transmission Gears</b>	1							
<b>Transmission Type</b>	Automatic		<b>Creeper Gear</b>	No							
<b>Transmission Lockup</b>	No										
<b>Dynamometer Coefficients:</b>											
<b>Target Coefficients</b>			<b>Set Coefficients</b>			<b>EPA Calculated Total Road Load Horse Power for City/Highway/Evap Coefficients</b>					
<b>Coefficient Category</b>	<b>A (lbf)</b>	<b>B (lbf/mph)</b>	<b>C (lbf/mph**2)</b>	<b>A (lbf)</b>	<b>B (lbf/mph)</b>		<b>C (lbf/mph**2)</b>				
<b>City/Highway/Evap</b>	34.27	0.3195	0.0142	-12.02	0.2892		0.0121				
<b>Cold CO</b>	37.69	0.3514	0.0156	-13.29	0.0454	0.0148	11.4				
							N/A				

## Certification Summary Information Report

<b>Test Group</b>	LTSLV00.0L2Y	<b>Evaporative/Refueling Family</b>	--
<b>Emission Control Device Comments</b>	No Emissions Control Device - Pure Electric Front Motor Power - 158 kW; Rear Motor Power - 211 kW;		
<b>Manufacturer Test Vehicle Comments</b>	This is 2020 Model Y Performance AWD;		
<b>Test #</b>	<b>LTSL10062982</b>	<b>Test Procedure</b>	<b>2 - CVS 75 and later (w/o can. load)</b>
<b>Exhaust Test # for this Evap Test</b>	--	<b>Test Fuel Type</b>	62 - Electricity
<b>Test Date</b>	12/30/2019	<b>Fuel</b>	Electricity
<b>Fuel Batch ID</b>	--	<b>Fuel Calibration Number</b>	--
<b>Vehicle Class</b>	LDV/Passenger Car	<b>DF Type</b>	EPA Assigned
<b>Verify Test Lab ID</b>	Fremont Dyno		
<b>E10 Evaporative Test Measurement Method</b>	--		
<b>Test Start Odometer Reading</b>	1750	<b>Odometer Units</b>	M
<b>4WD Test Dyno</b>	Yes	<b>Diesel Adjustment Factor Usage</b>	--
<b>State of Charge Delta</b>	--		
<b>Drive Cycle Speed Tolerance Criteria</b>	Used Part 86 (+/- 2 mph, +/- 1 sec)	<b>Road Speed Fan Usage</b>	Yes

## Test Results

Test Result Name	Unrounded Test Result	Verify Calculated FE Equivalent Value (kilowatt-hour per 100 miles)
CO (Carbon Monoxide)	0	--
DT-ASCR (Drive Trace Absolute Speed Change Rating)	2.2511	--
DT-EER (Drive Trace Energy Economy Rating)	2.1094	--
DT-IWRR (Drive Trace Inertia Work Ratio Rating)	4.1435	--
MFR FE (Manufacturer Fuel Economy)	17.5778	191.7191002
NOX (Nitrogen Oxide)	0	--
NMOG (Non-methane organic gases)	0	--

Test Result Name	Unrounded Test Result	Verify Calculated CREE/OPT-CREE
Carbon-Related Exhaust Emissions	0	0

## Manufacturer Test Comments

Internal Test results (CVS-75 UDDS Ambient) for MY2020 Model Y Performance AWD. AC wh/mi @ 50 % SOC - Bag 1 - 193.5248; Bag 2- 164.6782; Bag 3 - 189.6339; Bag 4 - 163.1605;

Certification Region	Useful Life	Standard Level	Emission Name	Rounded Result	RAF	NMOG/NM HC Ratio	Diesel Adjustment Factor	Add DF	Mult DF	Certification Level	Standard	Pass/Fail
Fed	150,000 miles	Federal Tier 3 Bin 0	CO	0.0	--	--	--	0	--	0	0	Pass
CA	150,000 miles	California ZEV	CO	0.0	--	--	--	0	--	0	0	Pass

## Certification Summary Information Report

<b>Test Group</b>	LTSLV00.0L2Y	<b>Evaporative/Refueling Family</b>	--
<b>Test #</b>	<b>LTSL10062983</b>	<b>Test Procedure</b>	<b>3 - HWFE</b>
<b>Exhaust Test # for this Evap Test</b>	--	<b>Test Fuel Type</b>	62 - Electricity
<b>Test Date</b>	12/30/2019	<b>Fuel</b>	N/A
<b>Fuel Batch ID</b>	--	<b>Fuel Calibration Number</b>	--
<b>Vehicle Class</b>	N/A	<b>DF Type</b>	EPA Assigned
<b>Verify Test Lab ID</b>	Fremont Dyno		
<b>E10 Evaporative Test Measurement Method</b>	--		
<b>Test Start Odometer Reading</b>	1750	<b>Odometer Units</b>	M
<b>4WD Test Dyno</b>	Yes	<b>Diesel Adjustment Factor Usage</b>	--
<b>State of Charge Delta</b>	--		
<b>Drive Cycle Speed Tolerance Criteria</b>	Used Part 86 (+/- 2 mph, +/- 1 sec)	<b>Road Speed Fan Usage</b>	Yes

## Test Results

Test Result Name	Unrounded Test Result	Verify Calculated FE Equivalent Value (kilowatt-hour per 100 miles)
<b>DT-ASCR (Drive Trace Absolute Speed Change Rating)</b>	9.3658	--
<b>DT-EER (Drive Trace Energy Economy Rating)</b>	2.0221	--
<b>DT-IWRR (Drive Trace Inertia Work Ratio Rating)</b>	11.6187	--
<b>MFR FE (Manufacturer Fuel Economy)</b>	19.3169	174.4586347
<b>NOX (Nitrogen Oxide)</b>	0	--
<b>NMOG (Non-methane organic gases)</b>	0	--

Test Result Name	Unrounded Test Result	Verify Calculated CREE/OPT-CREE
<b>Carbon-Related Exhaust Emissions</b>	0	0

## Manufacturer Test Comments

Internal Test results (HWY 3) for MY2020 Model Y Performance AWD. The HFET result from the full discharge MCT is used for the 2-part and 5-part calculations. AC wh/mi - 193.1692;

## Certification Summary Information Report

<b>Test Group</b>	LTSLV00.0L2Y	<b>Evaporative/Refueling Family</b>	--
<b>Test #</b>	<b>LTSL10062985</b>	<b>Test Procedure</b>	<b>90 - US06</b>
<b>Exhaust Test # for this Evap Test</b>	--	<b>Test Fuel Type</b>	62 - Electricity
<b>Test Date</b>	12/30/2019	<b>Fuel</b>	N/A
<b>Fuel Batch ID</b>	--	<b>Fuel Calibration Number</b>	--
<b>Vehicle Class</b>	N/A	<b>DF Type</b>	EPA Assigned
<b>Verify Test Lab ID</b>	Fremont Dyno		
<b>E10 Evaporative Test Measurement Method</b>	--		
<b>Test Start Odometer Reading</b>	1750	<b>Odometer Units</b>	M
<b>4WD Test Dyno</b>	Yes	<b>Diesel Adjustment Factor Usage</b>	--
<b>State of Charge Delta</b>	--		
<b>Drive Cycle Speed Tolerance Criteria</b>	Used Part 86 (+/- 2 mph, +/- 1 sec)	<b>Road Speed Fan Usage</b>	Yes

## Test Results

Test Result Name	Unrounded Test Result	Verify Calculated FE Equivalent Value (kilowatt-hour per 100 miles)
<b>CO (Carbon Monoxide)</b>	0	--
<b>DT-ASCR (Drive Trace Absolute Speed Change Rating)</b>	-0.5785	--
<b>DT-EER (Drive Trace Energy Economy Rating)</b>	0.7889	--
<b>DT-IWRR (Drive Trace Inertia Work Ratio Rating)</b>	0.9471	--
<b>MFR FE (Manufacturer Fuel Economy)</b>	26.7513	125.9751863
<b>NOX (Nitrogen Oxide)</b>	0	--
<b>NMOG (Non-methane organic gases)</b>	0	--

## Manufacturer Test Comments

Internal Test results (US 06) for MY2020 Model Y Performance AWD. US 06 AC wh/mi @ 50% SOC - City:267.513; Hwy:256.8117.

## Certification Summary Information Report

<b>Test Group</b>	LTSLV00.0L2Y	<b>Evaporative/Refueling Family</b>	--
<b>Test #</b>	<b>LTSL10062986</b>	<b>Test Procedure</b>	<b>95 - SC03</b>
<b>Exhaust Test # for this Evap Test</b>	--	<b>Test Fuel Type</b>	62 - Electricity
<b>Test Date</b>	12/30/2019	<b>Fuel</b>	N/A
<b>Fuel Batch ID</b>	--	<b>Fuel Calibration Number</b>	--
<b>Vehicle Class</b>	N/A	<b>DF Type</b>	EPA Assigned
<b>Verify Test Lab ID</b>	Fremont Dyno		
<b>E10 Evaporative Test Measurement Method</b>	--		
<b>Test Start Odometer Reading</b>	1750	<b>Odometer Units</b>	M
<b>4WD Test Dyno</b>	Yes	<b>Diesel Adjustment Factor Usage</b>	--
<b>State of Charge Delta</b>	--		
<b>Drive Cycle Speed Tolerance Criteria</b>	Used Part 86 (+/- 2 mph, +/- 1 sec)	<b>Road Speed Fan Usage</b>	Yes

## Test Results

Test Result Name	Unrounded Test Result	Verify Calculated FE Equivalent Value (kilowatt-hour per 100 miles)
CO (Carbon Monoxide)	0	--
DT-ASCR (Drive Trace Absolute Speed Change Rating)	0.9706	--
DT-EER (Drive Trace Energy Economy Rating)	1.6369	--
DT-IWRR (Drive Trace Inertia Work Ratio Rating)	2.1011	--
MFR FE (Manufacturer Fuel Economy)	21.12	159.5643939
NOX (Nitrogen Oxide)	0	--
NMOG (Non-methane organic gases)	0	--

## Manufacturer Test Comments

Internal Test results (SC 03) for MY2020 Model Y Performance AWD. AC wh/mi - 211.2 at 50% SOC.



## Certification Summary Information Report

Test Group	LTSLV00.0L2Y	Evaporative/Refueling Family	--
<b>Test #</b>	<b>LTSL10062980</b>	<b>Test Procedure</b>	<b>81 - Charge Depleting UDDS</b>
<b>Exhaust Test # for this Evap Test</b>	--	<b>Test Fuel Type</b>	62 - Electricity
<b>Test Date</b>	12/30/2019	<b>Fuel</b>	Electricity
<b>Fuel Batch ID</b>	--	<b>Fuel Calibration Number</b>	--
<b>Vehicle Class</b>	LDV/Passenger Car	<b>DF Type</b>	EPA Assigned
<b>Verify Test Lab ID</b>	Fremont Dyno		
<b>E10 Evaporative Test Measurement Method</b>	--		
<b>Test Start Odometer Reading</b>	1750	<b>Odometer Units</b>	M
<b>4WD Test Dyno</b>	Yes	<b>Diesel Adjustment Factor Usage</b>	--
<b>State of Charge Delta</b>	--		
<b>Drive Cycle Speed Tolerance Criteria</b>	Used Part 86 (+/- 2 mph, +/- 1 sec)	<b>Road Speed Fan Usage</b>	Yes
<b>PHEV/EV Charge Depleting Test Information</b>			
<b>Recharge Event Voltage</b>	208	<b>Recharge Event Energy (kiloWatt-hours)</b>	88.849
<b>Charge Depleting Range (Calculated miles)</b>	447	<b>Charge Depleting Range (Actual miles)</b>	447
<b>All Electric Range Unadjusted (miles)</b>	--	<b>Derived 5-Cycle Coefficient Model Year</b>	--
<b>Equivalent All Electric Range (miles)</b>	447		
<b>Number of Charge Depleting Bags/Phases Conducted</b>	4	<b>Transition Bag/Phase Number</b>	--
<b>Charge Depleting Bag/Phase</b>			
Charge Depleting Bag/Phase #	Test Result/Emission Name	Unrounded Test Result	
1	Actual Distance Driven (miles)	447	
2	Average System Voltage	332	
3	Carbon Monoxide	0	
4	Carbon dioxide	0	
5	Carbon-Related Exhaust Emissions	0	
6	Drive Trace Absolute Speed Change Rating	1.3249	
7	Drive Trace Energy Economy Rating	1.6391	
8	Drive Trace Inertia Work Ratio Rating	2.3797	
9	Integrated Amp-hours	237	
10	Manufacturer Fuel Economy	169.63	
11	Nitrogen Oxide	0	
12	Non-methane organic gases	0	
13	Non-methane organic gases plus Nitrogen Oxides	999.999	
14	Particulate Matter	0	
15	System End State of Charge Watt-hours	78.602	
16	System Start State of Charge Watt-hours	0	

## Certification Summary Information Report

Test Group		LTSLV00.0L2Y		Evaporative/Refueling Family				--				
<b>Manufacturer Test Comments</b>		Internal Test results for MY2020 Model Y Performance AWD. Range determined by using SAE J1634 Multi-cycle test procedure. END-SOC 78602 wh (system gave error limited to 4 digits). MCT dc wh/mi is attached with EPA application. Added NMOG Test results.										
Certification Region	Useful Life	Standard Level	Emission Name	Rounded Result	RAF	NMOG/NM HC Ratio	Diesel Adjustment Factor	Add DF	Mult DF	Certification Level	Standard	Pass/Fail
Fed	150,000 miles	Federal Tier 3 Bin 0	CO	0.0	--	--	--	0	--	0	0	Pass
Fed	150,000 miles	Federal Tier 3 Bin 0	CREE	0	--	--	--	0	--	0	--	--
CA	150,000 miles	California ZEV	CO	0.0	--	--	--	0	--	0	0	Pass
CA	150,000 miles	California ZEV	CREE	0	--	--	--	0	--	0	--	--

## Certification Summary Information Report

Test Group	LTSLV00.0L2Y	Evaporative/Refueling Family	--
<b>Test #</b>	<b>LTSL10062981</b>	<b>Test Procedure</b>	<b>84 - Charge Depleting Highway</b>
<b>Exhaust Test # for this Evap Test</b>	--	<b>Test Fuel Type</b>	62 - Electricity
<b>Test Date</b>	12/30/2019	<b>Fuel</b>	Electricity
<b>Fuel Batch ID</b>	--	<b>Fuel Calibration Number</b>	--
<b>Vehicle Class</b>	LDV/Passenger Car	<b>DF Type</b>	EPA Assigned
<b>Verify Test Lab ID</b>	Fremont Dyno		
<b>E10 Evaporative Test Measurement Method</b>	--		
<b>Test Start Odometer Reading</b>	1750	<b>Odometer Units</b>	M
<b>4WD Test Dyno</b>	Yes	<b>Diesel Adjustment Factor Usage</b>	--
<b>State of Charge Delta</b>	--		
<b>Drive Cycle Speed Tolerance Criteria</b>	Used Part 86 (+/- 2 mph, +/- 1 sec)	<b>Road Speed Fan Usage</b>	Yes
<b>PHEV/EV Charge Depleting Test Information</b>			
<b>Recharge Event Voltage</b>	208	<b>Recharge Event Energy (kiloWatt-hours)</b>	88.849
<b>Charge Depleting Range (Calculated miles)</b>	395	<b>Charge Depleting Range (Actual miles)</b>	395
<b>All Electric Range Unadjusted (miles)</b>	--	<b>Derived 5-Cycle Coefficient Model Year</b>	--
<b>Equivalent All Electric Range (miles)</b>	395		
<b>Number of Charge Depleting Bags/Phases Conducted</b>	2	<b>Transition Bag/Phase Number</b>	--
<b>Charge Depleting Bag/Phase</b>			
Charge Depleting Bag/Phase #	Test Result/Emission Name	Unrounded Test Result	
1	Actual Distance Driven (miles)	395	
2	Average System Voltage	332	
3	Carbon Monoxide	0	
4	Carbon dioxide	0	
5	Carbon-Related Exhaust Emissions	0	
6	Drive Trace Absolute Speed Change Rating	4.957	
7	Drive Trace Energy Economy Rating	1.081	
8	Drive Trace Inertia Work Ratio Rating	6.2621	
9	Integrated Amp-hours	237	
10	Manufacturer Fuel Economy	150	
11	Nitrogen Oxide	0	
12	Non-methane organic gases	0	
13	Non-methane organic gases plus Nitrogen Oxides	999.999	
14	Particulate Matter	0	
15	System End State of Charge Watt-hours	78.602	
16	System Start State of Charge Watt-hours	0	

## Certification Summary Information Report

Test Group		LTSLV00.0L2Y		Evaporative/Refueling Family				--				
<b>Manufacturer Test Comments</b>		Internal Test results for MY2020 Model Y Performance AWD. Range determined by using SAE J1634 Multi-cycle test procedure. END-SOC - 78602 wh (System error limited to 4 digits). MCT dc wh/mi is attached with application.										
Certification Region	Useful Life	Standard Level	Emission Name	Rounded Result	RAF	NMOG/NM HC Ratio	Diesel Adjustment Factor	Add DF	Mult DF	Certification Level	Standard	Pass/Fail
Fed	150,000 miles	Federal Tier 3 Bin 0	CO	0.0	--	--	--	0	--	0	0	Pass
Fed	150,000 miles	Federal Tier 3 Bin 0	CREE	0	--	--	--	0	--	0	--	--
CA	150,000 miles	California ZEV	CO	0.0	--	--	--	0	--	0	0	Pass
CA	150,000 miles	California ZEV	CREE	0	--	--	--	0	--	0	--	--

## Certification Summary Information Report

Test Group	LTSLV00.0L2Y	Evaporative/Refueling Family	--
<b>Test #</b>	<b>LTSL10062984</b>	<b>Test Procedure</b>	<b>86 - Charge Depleting 20 Degree F FTP</b>
<b>Exhaust Test # for this Evap Test</b>	--	<b>Test Fuel Type</b>	62 - Electricity
<b>Test Date</b>	12/30/2019	<b>Fuel</b>	N/A
<b>Fuel Batch ID</b>	--	<b>Fuel Calibration Number</b>	--
<b>Vehicle Class</b>	N/A	<b>DF Type</b>	EPA Assigned
<b>Verify Test Lab ID</b>	Kato Dyno		
<b>E10 Evaporative Test Measurement Method</b>	--		
<b>Test Start Odometer Reading</b>	1750	<b>Odometer Units</b>	M
<b>4WD Test Dyno</b>	Yes	<b>Diesel Adjustment Factor Usage</b>	--
<b>State of Charge Delta</b>	--		
<b>Drive Cycle Speed Tolerance Criteria</b>	Used Part 86 (+/- 2 mph, +/- 1 sec)	<b>Road Speed Fan Usage</b>	Yes
<b>PHEV/EV Charge Depleting Test Information</b>			
<b>Recharge Event Voltage</b>	208	<b>Recharge Event Energy (kiloWatt-hours)</b>	80.735
<b>Charge Depleting Range (Calculated miles)</b>	267.45	<b>Charge Depleting Range (Actual miles)</b>	267.45
<b>All Electric Range Unadjusted (miles)</b>	--	<b>Derived 5-Cycle Coefficient Model Year</b>	--
<b>Equivalent All Electric Range (miles)</b>	267.45		
<b>Number of Charge Depleting Bags/Phases Conducted</b>	36	<b>Transition Bag/Phase Number</b>	--
<b>Charge Depleting Bag/Phase</b>			
Charge Depleting Bag/Phase #	Test Result/Emission Name	Unrounded Test Result	
1	Actual Distance Driven (miles)	267.45	
2	Average System Voltage	348	
3	Carbon Monoxide	0	
4	Carbon dioxide	0	
5	Carbon-Related Exhaust Emissions	0	
6	Drive Trace Absolute Speed Change Rating	-0.1164	
7	Drive Trace Energy Economy Rating	0.0774	
8	Drive Trace Inertia Work Ratio Rating	0.0854	
9	Integrated Amp-hours	205	
10	Manufacturer Fuel Economy	26.7054	
11	Nitrogen Oxide	0	
12	Non-methane organic gases	0	
13	Non-methane organic gases plus Nitrogen Oxides	999.999	
14	Particulate Matter	0	
15	System End State of Charge Watt-hours	71.424	
16	System Start State of Charge Watt-hours	0	

## Certification Summary Information Report

Test Group	LTSLV00.0L2Y	Evaporative/Refueling Family	--
<b>Manufacturer Test Comments</b>	Internal Test results(Cold UDDS) for MY2020 Model Y Performance AWD. END SOC is 71424 wh (System error limited to 4 digits) for full discharge. DC wh/mi - Bag 1 - 431.2648; Bag 2 - 412.1029; Bag 3 - 380.039; Bag - 4- 376.7214; Tesla did not use external current measurement after the full cold discharge test, since AC energy is not used in any part of the 5-cycle consumption calculation. The stated recharge energy is an estimate using the DC energy from the cold discharge test and the round trip energy efficiency from the full discharge MCT.		
<b>Fuel Properties</b>			

### Certification Summary Information Report

<b>Test Group</b>	LTSLV00.0L2Y	<b>Evaporative/Refueling Family</b>	--
-------------------	--------------	-------------------------------------	----

#### Consolidated List of Standards

**Exhaust Standards**

<b>Cert Region</b>	California + CAA Section 177 states	<b>Cert/In-Use Code</b>	Cert
<b>Vehicle Class</b>	LDV/Passenger Car	<b>Standard Level</b>	California ZEV
<b>Fuel</b>	Electricity	<b>Test Procedure</b>	Charge Depleting UDDS

Useful Life	Emission Name	Rounded Result	RAF	NMOG / NMHC	Upward Diesel Adjustment Factor	Downward Diesel Adjustment Factor	Mult DF	Add DF	Std
150,000 miles	CO	--	--	--	--	--	--	0	0
150,000 miles	CO-COMP	--	--	--	--	--	--	0	0
150,000 miles	CREE	--	--	--	--	--	--	0	0
150,000 miles	NMOG+NOX-COMP	--	--	--	--	--	--	0	0

<b>Cert Region</b>	Federal	<b>Cert/In-Use Code</b>	Cert
<b>Vehicle Class</b>	LDV/Passenger Car	<b>Standard Level</b>	Federal Tier 3 Bin 0
<b>Fuel</b>	Electricity	<b>Test Procedure</b>	Charge Depleting UDDS

Useful Life	Emission Name	Rounded Result	RAF	NMOG / NMHC	Upward Diesel Adjustment Factor	Downward Diesel Adjustment Factor	Mult DF	Add DF	Std
150,000 miles	CO	--	--	--	--	--	--	0	0
150,000 miles	CO-COMP	--	--	--	--	--	--	0	0
150,000 miles	CREE	--	--	--	--	--	--	0	0
150,000 miles	NMOG+NOX-COMP	--	--	--	--	--	--	0	0

<b>Cert Region</b>	Federal	<b>Cert/In-Use Code</b>	Cert
<b>Vehicle Class</b>	LDV/Passenger Car	<b>Standard Level</b>	Federal Tier 3 Bin 0
<b>Fuel</b>	Electricity	<b>Test Procedure</b>	Charge Depleting Highway

Useful Life	Emission Name	Rounded Result	RAF	NMOG / NMHC	Upward Diesel Adjustment Factor	Downward Diesel Adjustment Factor	Mult DF	Add DF	Std
150,000 miles	CO	--	--	--	--	--	--	0	0
150,000 miles	CO-COMP	--	--	--	--	--	--	0	0
150,000 miles	CREE	--	--	--	--	--	--	0	0
150,000 miles	NMOG+NOX-COMP	--	--	--	--	--	--	0	0

## Certification Summary Information Report

<b>Test Group</b>	LTSLV00.0L2Y		<b>Evaporative/Refueling Family</b>			--			
<b>Cert Region</b>	California + CAA Section 177 states		<b>Cert/In-Use Code</b>			Cert			
<b>Vehicle Class</b>	LDV/Passenger Car		<b>Standard Level</b>			California ZEV			
<b>Fuel</b>	Electricity		<b>Test Procedure</b>			Charge Depleting Highway			
<b>Useful Life</b>	<b>Emission Name</b>	<b>Rounded Result</b>	<b>RAF</b>	<b>NMOG / NMHC</b>	<b>Upward Diesel Adjustment Factor</b>	<b>Downward Diesel Adjustment Factor</b>	<b>Mult DF</b>	<b>Add DF</b>	<b>Std</b>
150,000 miles	CO	--	--	--	--	--	--	0	0
150,000 miles	CO-COMP	--	--	--	--	--	--	0	0
150,000 miles	CREE	--	--	--	--	--	--	0	0
150,000 miles	NMOG+NOX-COMP	--	--	--	--	--	--	0	0
<b>Cert Region</b>	Federal		<b>Cert/In-Use Code</b>			Cert			
<b>Vehicle Class</b>	LDV/Passenger Car		<b>Standard Level</b>			Federal Tier 3 Bin 0			
<b>Fuel</b>	Electricity		<b>Test Procedure</b>			CVS 75 and later (w/o can. load)			
<b>Useful Life</b>	<b>Emission Name</b>	<b>Rounded Result</b>	<b>RAF</b>	<b>NMOG / NMHC</b>	<b>Upward Diesel Adjustment Factor</b>	<b>Downward Diesel Adjustment Factor</b>	<b>Mult DF</b>	<b>Add DF</b>	<b>Std</b>
150,000 miles	CO	--	--	--	--	--	--	0	0
<b>Cert Region</b>	California + CAA Section 177 states		<b>Cert/In-Use Code</b>			Cert			
<b>Vehicle Class</b>	LDV/Passenger Car		<b>Standard Level</b>			California ZEV			
<b>Fuel</b>	Electricity		<b>Test Procedure</b>			CVS 75 and later (w/o can. load)			
<b>Useful Life</b>	<b>Emission Name</b>	<b>Rounded Result</b>	<b>RAF</b>	<b>NMOG / NMHC</b>	<b>Upward Diesel Adjustment Factor</b>	<b>Downward Diesel Adjustment Factor</b>	<b>Mult DF</b>	<b>Add DF</b>	<b>Std</b>
150,000 miles	CO	--	--	--	--	--	--	0	0



## Certification Summary Information Report

Test Group	LTSLV00.0L2Y	Evaporative/Refueling Family	--
<b>Glossary</b>			
<b>Useful Life</b>			
4	4,000 miles	120	120,000 miles
50	50,000 miles	150	150,000 miles
100	100,000 miles		
<b>Emission Name</b>			
HC-TOTAL	Total Hydrocarbon	METHANOL	CH3OH - Methanol
CO	Carbon Monoxide	N2O	Nitrous Oxide
CO2	Carbon dioxide	SPITBACK	Spitback Hydrocarbon in grams
CREE	Carbon-Related Exhaust Emissions	AMP-HRS	Integrated Amp-hours
OPT-CREE	Optional Carbon-Related Exhaust Emissions	START-SOC	System Start State of Charge Watt-hours
NOX	Nitrogen Oxide	END-SOC	System End State of Charge Watt-hours
PM	Particulate Matter	ACT-DISTANCE	Actual Distance Driven (miles)
PM-COMP	SFTP Composite Particulate Matter	AS-VOLT	Average System Voltage
HC-NM	Non-methane Hydrocarbon	CO2 BAG 1	Bag 1 Carbon Dioxide
OMHCE	Organic material Hydrocarbon Equivalent	CO2 BAG 2	Bag 2 Carbon Dioxide
OMNMHCE	Organic material non-methane HC equivalent	CO2 BAG 3	Bag 3 Carbon Dioxide
NMOG	Non-methane organic gases	CO2 BAG 4	Bag 4 Carbon Dioxide
HCHO	Formaldehyde	NMOG+NOX	Non-methane organic gases plus Nitrogen Oxides
H3C2HO	Acetaldehyde	NMOG+NOX-COMP	SFTP Composite Non-methane Organic Gases + Nitrogen Oxides
HC-NM+NOX	SFTP Non-methane Hydrocarbon + Nitrogen Oxides for US06 or SC03	DT-IWRR	Drive Trace Inertia Work Ratio Rating
HC-NM+NOX-COMP	SFTP Composite Non-methane Hydrocarbon + Nitrogen Oxides	DT-ASCR	Drive Trace Absolute Speed Change Rating
CO-COMP	SFTP Composite Carbon Monoxide	DT-EER	Drive Trace Energy Economy Rating
ETHANOL	C2H5OH - Ethanol	COMB-CREE	Combined Carbon-Related Exhaust Emissions
FE BAG 1	Bag 1 Fuel Economy	COMB-OPT-CREE	Combined Optional Carbon-Related Exhaust Emissions
FE BAG 2	Bag 2 Fuel Economy	HC-TOTAL-EQUIV	Total Hydrocarbon equivalent - Evap only
FE BAG 3	Bag 3 Fuel Economy	METHANE-COMB	Combined CH4 for HD 2b/3 vehicles only
FE BAG 4	Bag 4 Fuel Economy	N2O-COMB	Combined Nitrous Oxide for HD 2b/3 vehicles only
MFR FE	Manufacturer Fuel Economy	LEAK-DIA	Effective Leak Diameter (inches)
HC	Hydrocarbon for Running Loss and ORVR	LEAK-GAS CAP	Gas Cap Leakage (cc/min)
METHANE	CH4 - Methane	CO2-COMB	Combined Carbon Dioxide for HD 2b/3 Vehicles Only
<b>Certification Region</b>			
CA	California + CAA Section 177 states	FA	Federal
<b>Exhaust Emission Standard Level</b>			
B1	Federal Tier 2 Bin 1	L3ULEV340	California LEV-III ULEV340
B2	Federal Tier 2 Bin 2	L3ULEV250	California LEV-III ULEV250
B3	Federal Tier 2 Bin 3	L3ULEV200	California LEV-III ULEV200
B4	Federal Tier 2 Bin 4	L3SULEV170	California LEV-III SULEV170
B5	Federal Tier 2 Bin 5	L3SULEV150	California LEV-III SULEV150

## Certification Summary Information Report

Test Group	LTSLV00.0L2Y	Evaporative/Refueling Family	--
B6	Federal Tier 2 Bin 6	L3LEV630	California LEV-III LEV630
B7	Federal Tier 2 Bin 7	L3ULEV570	California LEV-III ULEV570
B8	Federal Tier 2 Bin 8	L3ULEV400	California LEV-III ULEV400
B9	Federal Tier 2 Bin 9	L3ULEV270	California LEV-III ULEV270
B10	Federal Tier 2 Bin 10	L3SULEV230	California LEV-III SULEV230
B11	Federal Tier 2 Bin 11	L3SULEV200	California LEV-III SULEV200
HDV1	HDV1 (Federal HD chassis Class 2b GVW 8501-10000)	T3B160	Federal Tier 3 Bin 160
HDV2	HDV2 (Federal HD chassis Class 3 GVW 10001-14000)	T3B125	Federal Tier 3 Bin 125
L2	California LEV-II LEV	T3B110	Federal Tier 3 Transitional Bin 110
L2OP	California LEV-II LEV Optional	T3B85	Federal Tier 3 Transitional Bin 85
U2	California LEV-II ULEV	T3SULEV30	Federal Tier 3 Transitional LEV-II SULEV30 Carryover
S2	California LEV-II SULEV	T3B70	Federal Tier 3 Bin 70
ZEV	California ZEV	T3B50	Federal Tier 3 Bin 50
OT	Other	T3B30	Federal Tier 3 Bin 30
T1	Federal Tier 1	T3B20	Federal Tier 3 Bin 20
PZEV	California PZEV	T3B0	Federal Tier 3 Bin 0
L2LEV160	California LEV-II LEV160	HDV2B395	Federal Tier 3 HD Class 2b Transitional Bin 395
L2ULEV125	California LEV-II ULEV125	HDV2B340	Federal Tier 3 HD Class 2b Transitional Bin 340
L2SULEV30	California LEV-II SULEV30	HDV2B250	Federal Tier 3 HD Class 2b Bin 250
L2LEV395	California LEV-II LEV395	HDV2B200	Federal Tier 3 HD Class 2b Bin 200
L2ULEV340	California LEV-II ULEV340	HDV2B170	Federal Tier 3 HD Class 2b Bin 170
L2LEV630	California LEV-II LEV630	HDV2B150	Federal Tier 3 HD Class 2b Bin 150
L2ULEV570	California LEV-II ULEV570	HDV2B0	Federal Tier 3 HD Class 2b Bin 0
L3LEV160	California LEV-III LEV160	HDV3B630	Federal Tier 3 HD Class 3 Transitional Bin 630
L3ULEV125	California LEV-III ULEV125	HDV3B570	Federal Tier 3 HD Class 3 Transitional Bin 570
L3ULEV70	California LEV-III ULEV70	HDV3B400	Federal Tier 3 HD Class 3 Bin 400
L3ULEV50	California LEV-III ULEV50	HDV3B270	Federal Tier 3 HD Class 3 Bin 270
L3SULEV30	California LEV-III SULEV30	HDV3B230	Federal Tier 3 HD Class 3 Bin 230
L3SULEV20	California LEV-III SULEV20	HDV3B200	Federal Tier 3 HD Class 3 Bin 200
L3LEV395	California LEV-III LEV395	HDV3B0	Federal Tier 3 HD Class 3 Bin 0
<b>Transmission Type Code</b>			
AMS	Automated Manual- Selectable (e.g. Automated Manual with paddles)	M	Manual
A	Automatic	OT	Other
AM	Automated Manual	SA	Semi-Automatic
CVT	Continuously Variable	SCV	Selectable Continuously Variable (e.g. CVT with paddles)
<b>Drive System Code</b>			
4	4-Wheel Drive	P	Part-time 4-Wheel Drive
F	2-Wheel Drive, Front	A	All Wheel Drive
R	2-Wheel Drive, Rear		

## Certification Summary Information Report

Test Group	LTSLV00.0L2Y	Evaporative/Refueling Family		--
<b>Additional Terms and Acronyms</b>				
AFC	Alternative Fuel Converter	ICI	Independent Commercial Importer	
CSI	Certificate Summary Information	ORVR	Onboard Refueling Vapor Recovery	
DF	Deterioration Factor	SIL	Shift Indicator Light	
Evap	Evaporation, Evaporative	Trans	Transmission	